


AGE[®]
SERIES

INDUSTRIAL QUALITY



by  **Amana Tool[®]**



**A.G.E.® Technology is
CUTTING EDGE**



European High Quality Carbide Tips



European German Steel



Laser Cut

American-German-Engineering

Extraordinary high quality and yet surprisingly affordable!

A.G.E.® saw blades are manufactured in Germany to Amana Tool® exacting standards. Laser cut from virgin steel, A.G.E. blades are precisely flattened, ground and tensioned for smooth, balanced cutting. Each A.G.E. saw blade features large carbide tips to ensure clean cuts and a long cutting life. Every step of the manufacturing process is computer-controlled and tightly monitored by scientific inspection equipment which guarantees incredibly tight tolerances and superior performance.

A.G.E. products are ideal for woodworking cabinet shops, millwork shops, furniture makers and other professionals as well as serious woodworking hobbyists who want professional results at a reasonable cost.

The A.G.E. product line has been expanded to offer a larger variety of saw blades and router bits. Flip through the pages of our latest A.G.E. catalog and you'll find a wide assortment of saw blade designs and router bit profiles that are perfectly suited for your next job.

A.G.E. technology is cutting edge!

**A.G.E.®
SERIES**

www.agecuttingtools.com

The specifications, current at time of publication, are intended for reference purposes and are subject to change without notice.
©2017 All rights reserved. No part of this catalog may be reproduced without written consent of Amana Tool Corp.



12 ADJUSTABLE
SCORING SETS



8 COMBINATION RIP/
CROSSCUT



9 COMBINATION RIP &
CROSSCUT, THIN KERF



13 CUT-OFF & CROSSCUT



22 DEMOLITION



23 FESTOOL®
COMPATIBLE



10 GENERAL PURPOSE



7 GLUE LINE RIPPING



17 HOLLOW GROUND



47 MAMBA™ THIN KERF
CONTRACTOR SERIES



18 MELAMINE, DOUBLE
SIDED




19 MELAMINE, DOUBLE
SIDED, THIN KERF



16 MITER/ DOUBLE
MITER, HEAVY-DUTY



14 MITER/FINISHING,
THIN KERF



25 NON-FERROUS/
ALUMINUM FOR
THICK MATERIAL



24 NON-FERROUS/
ALUMINUM FOR
THIN MATERIAL



21 PLASTIC



11 PLYWOOD/LAMINATE



6 RIPPING



28 ROUTER BITS



15 SLIDING COMPOUND
MITER & RADIAL ARM,
THIN KERF



20 SOLID SURFACE



27 STABILIZERS &
BUSHINGS




27 STAINLESS STEEL



26 STEEL

INDUSTRIAL QUALITY


Carbide Tipped Saw Blades




Superior Strength
heavy-duty steel saw plate



Laser Cut plate, bore and expansion slots



Large European Carbide Tips
stay sharper, longer



Tri-Foil Brazing: silver-copper-silver



Semi-Mirror Finish by Multi-Axis Grinding Machines for extra-long life and cleaner cuts



Armormax™ Non-Stick Coating*
minimizes chip build-up and assists with chip clearance

* On Select Items. Color may vary



PRO-SERIES


Carbide Tipped Router Bits



High-Precision cutting edges
for cleaner cuts



Large Carbide Tips allows for
multiple sharpenings



Anti-Kickback Design*

* Router bits larger than 3/4" cut diameter



**Semi-Mirror Finish by Multi-Axis
Grinding Machines** for cleaner cuts
and extra-long life



Heat Treated bodies for durability

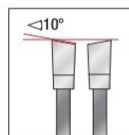


Plumb Powder Paint Coating
minimizes chip build-up and
assists with chip clearance

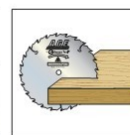
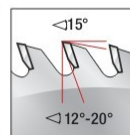


INDUSTRIAL QUALITY

RIPPING



ATB GRIND
MODERATE ANGLE



SOFT & HARDWOOD
RIPPING



RIPPING

EXCELLENT ✓

HEAVY DUTY

SPECIFICALLY DESIGNED FOR SMOOTH RIPPING

The low tooth count and large gullets combine to make these blades fast and aggressive. The absolutely flat, laser-cut body ensures precise cuts. The laser-cut expansion slots virtually eliminate vibration and noise. Suitable for use in table saws or gang-rip saws.

Dia.	Teeth	Kerf MM	Kerf Inch	Plate MM	Plate Inch	Hook Angle	Bore	Pin-Hole	Tool No.
10"	24	3.2	.126	2.2	.087	20°	5/8"	—	MD10-240
10"	24	3.2	.126	2.2	.087	20°	30mm	✦	MD10-240-30
12"	28	3.2	.126	2.2	.087	20°	1"	—	MD12-280
12"	28	3.2	.126	2.2	.087	20°	30mm	✦	MD12-280-30
14"	36	3.5	.138	2.5	.098	20°	1"	—	MD14-360
14"	36	3.5	.138	2.5	.098	20°	30mm	✦	MD14-360-30
16"	48	3.5	.138	2.5	.098	15°	1"	—	MD16-480
18"	54	4.0	.157	2.8	.110	12°	1"	—	MD18-540
24"	48	4.4	.173	3.2	.126	20°	1"	—	MD24-480

✦ 30mm bore accepts pin-hole arrangements of: 2/10/60, 2/7/42 & 2/9/46.

THIN KERF

IDEAL FOR UNDERPOWERED SAWS

Thin kerf blades reduce waste in expensive materials and require less horsepower to operate. The low tooth count and large gullets combine with the thin kerf to make these blades fast cutting.

Dia.	Teeth	Kerf MM	Kerf Inch	Plate MM	Plate Inch	Hook Angle	Bore	Tool No.
8"	22	2.2	.087	1.6	.063	20°	5/8"	✦ MD8-220TB
10"	24	2.4	.094	1.8	.071	20°	5/8"	MD10-240TB

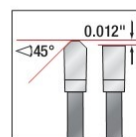
✦ Denotes 5/8" arbor with diamond knockout.

Products shown in **bold** indicate most popular items.

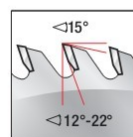
⚠ **WARNING:** Not recommended for cutting non-ferrous alloys, plastic, laminate and melamine.

INDUSTRIAL QUALITY

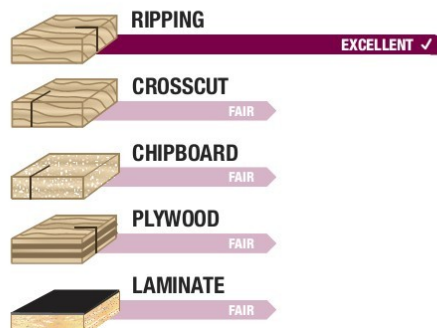
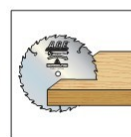
GLUE LINE RIPPING



TC GRIND



SOFT & HARDWOOD
RIPPING



EXTRA SMOOTH FINISH

These special glue line blades shear the wood cleanly so there is no need to joint the stock prior to gluing. The precision triple-chip grind and extra-high hook angle allow aggressive feed rates, yet produce an extra-smooth finish. The thick steel plate and laser cut expansion slots minimize vibration and reduce noise. Use on table saws, sliding table saws, single and gang-rip operations.

Dia.	Teeth	Kerf		Plate		Hook Angle	Bore	Tool No.
		MM	Inch	MM	Inch			
10"	30	3.7	.145	2.5	.098	12°	5/8"	MD10-301
12"	36	4.0	.160	2.8	.110	22°	1"	MD12-361
12"	36	3.4	.135	2.4	.095	15°	3-1/8"	MD12-361-3-1/8

Products shown in **bold** indicate most popular items.

WARNING: Not recommended for cutting non-ferrous alloys, plastic and melamine.



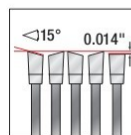
www.agecuttingtools.com

1-800-445-0077

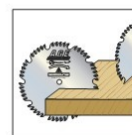
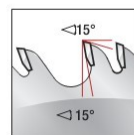
INDUSTRIAL QUALITY COMBINATION



MD10-500R



COMB 4+1 GRIND
FOUR ATB FOLLOWED BY ONE RAKER, THEN
AN "OPEN" GULLET FOR CHIP CLEARANCE



**COMBINATION RIP
& CROSSCUT**

	CROSSCUT	EXCELLENT ✓
	RIPPING	EXCELLENT ✓
	CHIPBOARD	GOOD
	PLYWOOD	GOOD

RIP/CROSSCUT WOOD, PLYWOOD & CHIPBOARD

In many custom woodworking shops, one blade must cut a wide variety of materials. These blades will effectively rip or crosscut hardwoods, softwoods, as well as sheet goods such as plywood and particleboard. It features the time-tested combination blade design – four alternate top bevel teeth with a flat-top raker.

Dia.	Teeth	Kerf MM Inch	Plate MM Inch	Hook Angle	Bore	Pin-Hole	Tool No.
8"	40	3.2 .126	2.2 .087	15°	5/8" ♦	—	MD8-404
10"	50	3.2 .126	2.2 .087	15°	5/8"	—	MD10-500
10"	50	3.2 .126	2.2 .087	15°	5/8"	—	MD10-500R
12"	60	3.8 .150	2.8 .110	15°	1"	—	MD12-604
12"	60	3.8 .150	2.8 .110	15°	30mm	✦	MD12-604-30
14"	70	3.8 .150	2.8 .110	15°	1"	—	MD14-704
14"	70	3.8 .150	2.8 .110	15°	30mm	✦	MD14-704-30

✦ 30mm bore accepts pin-hole arrangements of: 2/10/60, 2/7/42 & 2/9/46.

♦ Denotes 5/8" arbor with diamond knockout.

ArmorMax™ non-stick coating.

Products shown in **bold** indicate most popular items.

⚠ WARNING: Not recommended for cutting non-ferrous alloys.

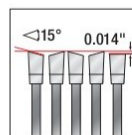


INDUSTRIAL QUALITY

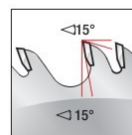
THIN KERF COMBINATION



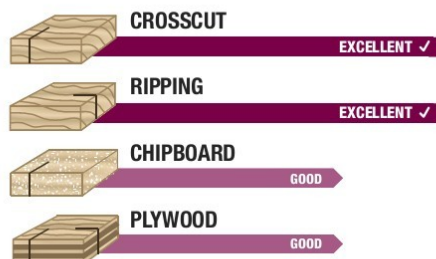
MD10-504TBR



COMB 4+1 GRIND
FOUR ATB FOLLOWED BY ONE RAKER, THEN
AN "OPEN" GULLET FOR CHIP CLEARANCE



COMBINATION RIP
& CROSSCUT



THIN KERF

RIP/CROSSCUT WOOD, PLYWOOD & CHIPBOARD

In many custom woodworking shops, one blade must cut a wide variety of materials. These blades will effectively rip and crosscut hardwoods, softwoods, as well as sheet goods such as plywood and particleboard. They feature the time-tested combination blade design – four alternate top bevel teeth with a flat-top raker. Thin kerf blades reduce waste in expensive material and require less horsepower to operate.

Dia.	Teeth	Kerf MM Inch	Plate MM Inch	Hook Angle	Bore	Tool No.
8"-8-1/4"	40	2.4 .094	1.6 .063	15°	5/8" ♦	MD8-404TB
10"	50	2.5 .098	1.8 .071	15°	5/8"	MD10-504TB
10"	50	2.5 .098	1.8 .071	15°	5/8"	MD10-504TBR

♦ Denotes 5/8" arbor with diamond knockout.

ArmorMax™ non-stick coating.

Products shown in **bold** indicate most popular items.

WARNING: Not recommended for cutting non-ferrous alloys.

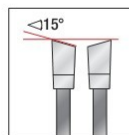


www.agecuttingtools.com

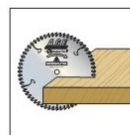
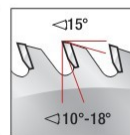
1-800-445-0077

INDUSTRIAL QUALITY

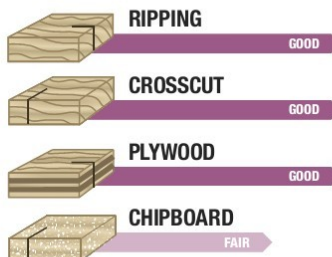
GENERAL PURPOSE



ATB GRIND
MODERATE ANGLE



SOFT & HARDWOOD
CROSSCUT



CONTINUE WORKING WITHOUT CHANGING BLADES

With general purpose saw blades you can save time by not continually switching back and forth between rip and crosscut blades. These industrial quality general purpose blades provide good results when ripping or crosscutting in a variety of materials.

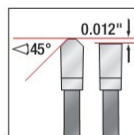
Dia.	Teeth	Kerf MM	Kerf Inch	Plate MM	Plate Inch	Hook Angle	Bore	Pin-Hole	Tool No.
10"	40	3.2	.126	2.2	.087	15°	5/8"	—	MD10-400
10"	40	2.6	.102	1.8	.071	18°	5/8"	—	MD10-400TB
10"	40	3.2	.126	2.2	.087	15°	30mm	✦	MD10-400-30
12"	40	3.2	.126	2.2	.087	15°	1"	—	MD12-400
12"	40	3.2	.126	2.2	.087	15°	30mm	✦	MD12-400-30
12"	48	3.2	.126	2.2	.087	15°	1"	—	MD12-480
12"	48	3.2	.126	2.2	.087	15°	30mm	✦	MD12-480-30
14"	40	3.3	.130	2.5	.098	15°	30mm	✦	MD14-400-30
14"	54	3.5	.138	2.5	.098	15°	1"	—	MD14-540
14"	54	3.5	.138	2.5	.098	15°	30mm	✦	MD14-540-30
14"	60	3.9	.155	2.8	.110	15°	1"	—	MD14-600
16"	60	3.5	.138	2.5	.098	15°	1"	—	MD16-600

✦ 30mm bore accepts pin-hole arrangements of: 2/10/60, 2/7/42 & 2/9/46.

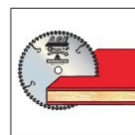
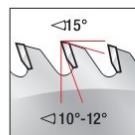
Products shown in **bold** indicate most popular items.

WARNING: Not recommended for cutting non-ferrous alloys, plastic and melamine.

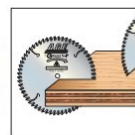
INDUSTRIAL QUALITY PLYWOOD/LAMINATE



TC GRIND
FOLLOWED BY FLAT RAKER



PLASTIC LAMINATE
SINGLE & DOUBLE
SIDED



PLYWOOD



MD10-601R

	PLYWOOD	EXCELLENT ✓
	LAMINATE	EXCELLENT ✓
	MDF	EXCELLENT ✓
	CHIPBOARD	EXCELLENT ✓
	CROSSCUT	FAIR

DESIGNED FOR CLEAN CUTS IN PLYWOOD AND SINGLE-SIDED LAMINATES

These blades are specifically designed for clean cuts in plywood and single-sided laminates. The greater number of teeth, triple-chip grind, and 10° to 12° hook angle provide an excellent balance between feed resistance and finish. To get a chip-free edge on both top and bottom sides of double-sided laminate, it is recommended to use a scoring blade (see page 12) along with these blades; or see pages 17-19 for blades which are specifically designed for double-sided laminate.

Dia.	Teeth	Kerf MM	Inch	Plate MM	Inch	Hook Angle	Bore	Pin-Hole	Tool No.
8"	60	3.0	.118	2.0	.078	10°	5/8" ♦	—	MD8-601
220mm	64	3.2	.126	2.2	.087	10°	30mm	✦	* MD220-T641
10"	40	3.2	.126	2.2	.087	12°	5/8"	—	MD10-401
10"	60	3.2	.126	2.2	.087	12°	5/8"	—	MD10-601
10"	60	3.2	.126	2.2	.087	12°	5/8"	—	MD10-601R
10"	60	3.2	.126	2.2	.087	12°	30mm	✦	MD10-601-30
10"	80	3.2	.126	2.2	.087	10°	5/8"	—	MD10-801
10"	80	3.2	.126	2.2	.087	10°	30mm	✦	MD10-801-30
250mm	80	3.2	.126	2.2	.087	10°	30mm	✦	MD250-801-30
12"	60	3.2	.126	2.2	.087	10°	1"	—	MD12-601
12"	72	3.2	.126	2.2	.087	12°	1"	—	MD12-721
300mm	72	3.2	.126	2.2	.087	10°	30mm	✦	MD12-721-30
12"	96	3.5	.138	2.5	.098	10°	1"	—	MD12-961
300mm	96	3.5	.138	2.5	.098	10°	30mm	✦	MD12-961-30
14"	80	3.8	.150	2.8	.110	10°	1"	—	MD14-801
16"	120	3.5	.138	2.5	.100	10°	1"	—	MD16-121

✦ 30mm bore accepts pin-hole arrangements of: 2/10/60, 2/7/42 & 2/9/46.

♦ Denotes 5/8" arbor with diamond knockout.

ArmorMax™ non-stick coating.

* For use in Holz-Her® panel saw.

Products shown in **bold** indicate most popular items.

WARNING: Not recommended for cutting non-ferrous alloys.



www.agecuttingtools.com

1-800-445-0077

11

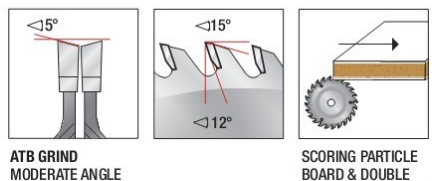
INDUSTRIAL QUALITY

ADJUSTABLE SCORING SETS



CHIP-FREE CUTS ON BOTH SIDES OF THE MATERIAL

Used on vertical panel saws and sliding table saws with separate scoring units for chip-free cuts on both sides of the material. Adjustable scoring sets consist of two 12-tooth saw blades with shims to adjust the kerf width (2.8mm to 3.6mm). Used in combination with our plywood/laminate series triple chip blades only (see page 11).



Dia.	Teeth	Kerf	Plate	Hook	Bore	Pin-Hole	Tool No.
MM		MM	Inch	Angle			
120mm	12x2	2.8-3.6	.110-.144	12°	3/4"	—	MD120-T10
120mm	12x2	2.8-3.6	.110-.144	12°	20mm	—	MD120-T12
120mm	12x2	2.8-3.6	.110-.144	12°	22mm	—	MD120-T14
120mm	12x2	2.8-3.8	.110-.149	12°	50mm	✦	* MD120-T20

⚠ **WARNING:** Not recommended for cutting non-ferrous alloys.

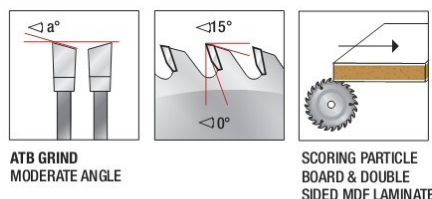
✦ Pin-Holes = 4/ 6.4 /62 countersunk.

* For use in Altendorf® RAPIDO Scoring System.

Products shown in **bold** indicate most popular items.

INDUSTRIAL QUALITY

CONICAL TYPE SCORING **NEW**



Used on vertical panel saws and sliding table saws with separate scoring units for chip-free cuts on both sides of the material. Used in combination with our plywood/laminate series triple chip blades only.

Dia.	Teeth	Kerf	Plate	Hook	Bore	Pin-Hole	Tool No.
MM		MM	Inch	Angle			
120mm	24	3.0-4.2	.118-.165	0°	20mm	—	MD120-T24-20

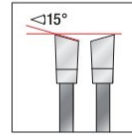
⚠ **WARNING:** Not recommended for cutting non-ferrous alloys.

INDUSTRIAL QUALITY

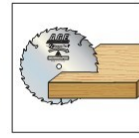
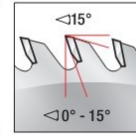
CUT-OFF & CROSSCUT



FINITO™
MD10-800R



ATB GRIND
MODERATE ANGLE



SOFT & HARDWOOD



SMOOTH CROSSCUTS & LONG CUTTING LIFE

These blades are designed for smooth crosscuts in a variety of materials including hardwoods, softwoods and plywood. The alternate top bevel and 0° to 15° hook angle provides a smooth surface and a long cutting life.

Dia.	Teeth	Kerf MM	Inch	Plate MM	Inch	Hook Angle	Bore	Pin-Hole	Tool No.
160mm	48	2.2	.087	1.6	.063	5°	20mm	—	* MD160-480
7-1/4"	40	3.1	.122	1.7	.070	12°	5/8" ♦	—	MD7-400
8"	60	2.9	.118	1.9	.078	10°	5/8" ♦	—	MD8-600
10"	60	3.2	.126	2.2	.087	12°	5/8"	—	MD10-600
10"	60	3.2	.126	2.2	.087	12°	5/8"	—	MD10-600R
10"	60	3.2	.126	2.2	.087	12°	30mm	+	MD10-600-30
10"	60	2.3	.090	1.8	.071	0°	5/8"	—	T MD10-606
10"	60	2.5	.098	1.8	.071	15°	5/8"	—	MD10-616TB
10"	80	3.2	.126	2.2	.087	10°	5/8"	—	MD10-800
10"	80	2.9	.116	2.5	.098	10°	5/8"	—	F MD10-800R
10"	80	3.2	.126	2.2	.087	10°	30mm	+	MD10-800-30
10"	80	2.3	.090	1.8	.071	0°	5/8"	—	T MD10-816TB
12"	60	3.2	.126	2.2	.087	12°	1"	—	MD12-600
12"	60	2.8	.110	2.2	.086	0°	1"	—	T MD12-606
12"	72	3.2	.126	2.2	.086	10°	1"	—	MD12-720
12"	72	2.8	.110	1.8	.071	15°	1"	—	T MD12-720TB
12"	80	3.4	.135	2.5	.098	10°	1"	—	MD12-800
12"	80	2.3	.090	1.8	.071	0°	1"	—	T MD12-806
12"	96	3.2	.126	2.2	.087	10°	1"	—	MD12-960
12"	96	2.9	.116	2.5	.098	10°	1"	—	F MD12-960R
12"	100	2.8	.110	2.2	.086	0°	1"	—	T MD12-106TB
14"	80	3.8	.150	2.8	.110	12°	1"	—	MD14-800
14"	84	3.5	.138	2.5	.098	10°	1"	—	MD14-840
14"	108	3.5	.138	2.5	.098	10°	1"	—	MD14-108
18"	108	4.0	.157	2.8	.110	10°	1"	—	MD18-108

+ 30mm bore accepts pin-hole arrangements of: 2/10/60, 2/7/42 & 2/9/46.

♦ Denotes 5/8" arbor with diamond knockout.

ArmorMax™ non-stick coating.

T Denotes thin kerf.



* To be used in Festool® saw machine (ATF 55/TS 55 EQ).

Products shown in **bold** indicate most popular items.

WARNING: Not recommended for cutting non-ferrous alloys, plastic, laminate and melamine.



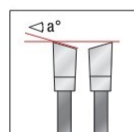
www.agecuttingtools.com

1-800-445-0077

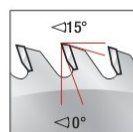
13

INDUSTRIAL QUALITY

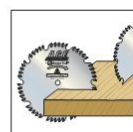
THIN KERF MITER/FINISHING




ATB GRIND
MODERATE ANGLE



MITER



MITER



RADIAL ARM



COMPOUND MITER



THIN KERF

CUT GAP-FREE MITERS, EVERY TIME

These blades are designed for smooth crosscuts in a variety of materials from hardwoods, softwoods and sheet goods. Ideal for underpowered saws; thin kerf blades reduce waste in expensive materials and require less horsepower to operate.

Dia.	Teeth	Kerf		Plate		Hook Angle	a°	Bore	Tool No.
		MM	Inch	MM	Inch				
10"	40	2.3	.090	1.8	.071	0°	10°	5/8"	MD10-406TB
10"	60	2.3	.090	1.8	.071	0°	10°	5/8"	MD10-606
10"	80	2.3	.090	1.8	.071	0°	10°	5/8"	MD10-816TB
12"	60	2.8	.110	2.2	.086	0°	20°	1"	* MD12-606
12"	80	2.3	.090	1.8	.071	0°	10°	1"	MD12-806
12"	100	2.8	.110	2.2	.086	0°	10°	1"	MD12-106TB

* Standard plate

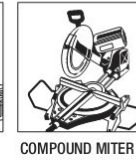

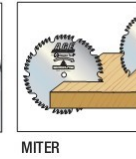
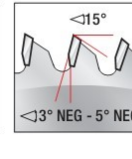
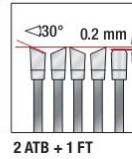
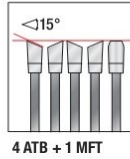
Products shown in **bold** indicate most popular items.

WARNING: Not recommended for cutting non-ferrous and plastic.



INDUSTRIAL QUALITY

THIN KERF SLIDING COMPOUND MITER & RADIAL ARM



THIN KERF

DESIGNED FOR SLIDING COMPOUND MITER SAWS

These blades are specially designed for sliding compound miter saws, providing an exceptional finish. The 3°-5° negative hook angle provides an extra margin of safety by pushing the stock downward and toward the fence. Thin kerf blades reduce waste in expensive materials and require less horsepower to operate.

Dia.	Teeth	Kerf MM	Kerf Inch	Plate MM	Plate Inch	Hook Angle	Grind	Bore	Tool No.
8-1/2"	60	2.2	.087	1.4	.055	-5°	4 ATB + 1 MFT	5/8" ♦	MD8-606TB
10"	60	2.4	.094	1.8	.071	-5°	4 ATB + 1 MFT	5/8"	MD10-606TB
10"	60	2.4	.094	1.8	.071	-3°	4 ATB + 1 FT	5/8"	MD10-606TBR
12"	72	2.4	.094	1.8	.071	-3°	2 ATB + 1 FT	1"	MD12-726TB
12"	96	2.4	.094	1.8	.071	-3°	2 ATB + 1 FT	1"	MD12-976TBR
14"	96	3.0	.118	2.5	.100	-5°	2 ATB + 1 FT	1"	MD14-966TB

♦ Denotes 5/8" arbor with diamond knockout.

ArmorMax™ non-stick coating.

Products shown in **bold** indicate most popular items.

WARNING: Not recommended for cutting non-ferrous alloys.



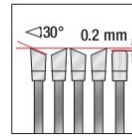
www.agecuttingtools.com

1-800-445-0077

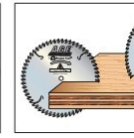
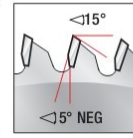
15

INDUSTRIAL QUALITY

HEAVY-DUTY MITER/ DOUBLE MITER




4 H-ATB + 1 TCG GRIND
FOUR HIGH ALTERNATE TOP BEVEL
FOLLOWED BY ONE TRIPLE CHIP GRIND



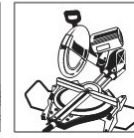
MITER




MITER



RADIAL ARM



COMPOUND MITER



HEAVY DUTY

CUT GAP-FREE MITERS, EVERY TIME

These blades are designed especially for glass-smooth compound miter cuts in moldings & picture frame stock for use in a miter box and single/double miter machines. This style blade is the perfect choice for picture frame and millwork shops. Unlike thinner miter blades which have a tendency to flex and warp, throwing off the miter joint, our blades are stiffer and provide clean burr-free cuts in wood. Special grind, minimal run-out and tight side clearances all combine to yield perfect "gap-free" miters every time!

Dia.	Teeth	Kerf		Plate		Hook Angle	Bore	Tool No.
		MM	Inch	MM	Inch			
10"	80	3.0	.118	2.5	.098	-5°	5/8"	MD10-806
12"	80	3.0	.118	2.5	.098	-5°	1"	MD12-816
12"	100	3.0	.118	2.5	.098	-5°	1"	MD12-106
12"	100	3.0	.118	2.5	.098	-5°	5/8"	* MD12-106-5/8

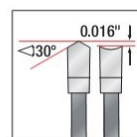
* Pistorius, CTD, Brevetti

Products shown in **bold** indicate most popular items.

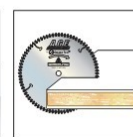
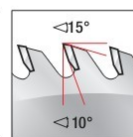
WARNING: Not recommended for cutting non-ferrous alloys.



INDUSTRIAL QUALITY HOLLOW GROUND



HOLLOW GROUND



MELAMINE SINGLE & DOUBLE SIDED



CRISP CUTS IN MELAMINE WITHOUT THE NEED FOR SCORING

The unique hollow-ground design produces crisp, clean cuts in melamine and other coated boards without the need for scoring. These blades pair inverted "V" teeth along with raker teeth and a positive hook. They are particularly suitable for use on vertical panel saws such as those made by Striebig® Altendorf®, SCM® and Holz-Her®

Dia.	Teeth	Kerf MM Inch	Plate MM Inch	Hook Angle	Bore	Pin-Hole	Tool No.
220mm	42	3.2 .126	2.2 .087	10°	30mm	+	* MD220-427-30
250mm (10")	48	3.2 .126	2.2 .087	10°	30mm	+	MD10-487-30

+ 30mm bore accepts pin-hole arrangements of: 2/10/60, 2/7/42 & 2/9/46.

* For use in Holz-Her® panel saw.

Products shown in **bold** indicate most popular items.

WARNING: Not recommended for cutting non-ferrous alloys, plastic and laminate. Not recommended for ripping.



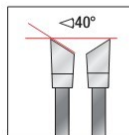
www.agecuttingtools.com

1-800-445-0077

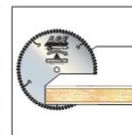
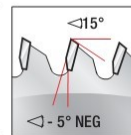
17

INDUSTRIAL QUALITY

DOUBLE-SIDED MELAMINE



H-ATB GRIND
HIGH OR ACUTE ANGLE ALTERNATE
TOP BEVEL



MELAMINE SINGLE &
DOUBLE SIDED



MELAMINE

EXCELLENT ✓



LAMINATE

EXCELLENT ✓

SMOOTH, CLEAN CUTS IN DOUBLE-SIDED MELAMINE

Designed for cutting double-sided melamine and veneered sheet goods on saws without a scoring unit. The H-ATB tooth geometry slices cleanly through fragile coatings and laminates. The high bevel will not "violate" the bottom laminate upon exiting the cut, which causes "blow-out". Extra hard sub-micrograin carbide tips for long life. Recommend using a zero clearance throat plate.

Dia.	Teeth	Kerf		Plate		Hook Angle	Bore	Pin-Hole	Tool No.
220mm	64	3.2	.126	2.0	.079	-5°	30mm	✦	*MD220-T643
10"	80	3.2	.126	2.2	.087	-5°	5/8"	—	MD10-803
10"	80	3.2	.126	2.2	.087	-5°	30mm	✦	MD10-803-30
12"	96	3.2	.126	2.5	.100	-5°	1"	—	MD12-963
12"	96	3.2	.126	2.5	.100	-5°	30mm	✦	MD12-963-30

✦ 30mm bore accepts pin-hole arrangements of: 2/10/60, 2/7/42 & 2/9/46.

* For use in Holz-Her® panel saw.

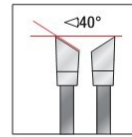
Products shown in **bold** indicate most popular items.

⚠ WARNING: Not recommended for cutting non-ferrous alloys.

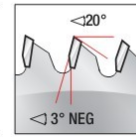


INDUSTRIAL QUALITY

THIN KERF DOUBLE-SIDED MELAMINE



H-ATB GRIND
HIGH OR ACUTE ANGLE ALTERNATE
TOP BEVEL



MELAMINE SINGLE &
DOUBLE SIDED



MELAMINE

EXCELLENT ✓



LAMINATE

EXCELLENT ✓



PLYWOOD

GOOD

THIN KERF

SMOOTH, CLEAN CUTS IN DOUBLE-SIDED MELAMINE

Designed for chip-free cuts in double-sided melamine and veneered sheet goods on saws without a scoring unit. The H-ATB tooth geometry slices cleanly through fragile coatings and laminates. The high bevel will not "violate" the bottom laminate upon exiting the cut, which causes "blow-out". Thin kerf blades reduce waste in expensive materials and require less horsepower to operate. Extra hard sub-micrograin carbide tips for long life. Recommend using a zero clearance throat plate.

Dia.	Teeth	Kerf		Plate		Hook Angle	Bore	Tool No.
		MM	Inch	MM	Inch			
8"	64	2.1	.083	1.6	.063	-3°	5/8"♦	MD8-643TB
10"	80	2.3	.091	1.8	.071	-3°	5/8"	MD10-803TB
12"	96	2.3	.091	1.8	.071	-3°	1"	MD12-963TB

♦ Denotes 5/8" arbor with diamond knockout.

Products shown in **bold** indicate most popular items.

WARNING: Not recommended for cutting non-ferrous alloys.



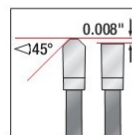
www.agecuttingtools.com

1-800-445-0077

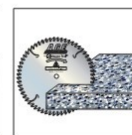
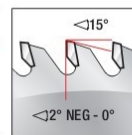
19

INDUSTRIAL QUALITY

SOLID SURFACE



M-TCG GRIND



SOLID SURFACE



SOLID SURFACE

EXCELLENT ✓



PLEXIGLAS®/VINYL

EXCELLENT ✓



LAMINATE

GOOD

EXCELLENT FOR CUTTING SOLID SURFACE MATERIALS

Specifically designed for cutting solid surface materials such as Avonite®, Dupont Corian®, Wilsonart®, Gibraltar®, Earthstone®, Fountainhead®, Surrrell®, Staron®, plastic laminate, Plexiglas® and other acrylic based materials. The modified triple chip grind is especially configured to leave a swirl-free cut in solid surface materials. Thicker than normal steel plates reduce vibration that degrades the cut and shortens tool life. Suitable for a variety of saw configurations. The hook angle virtually eliminates self-feeding when used on radial arm saws.

Dia.	Teeth	Kerf MM	Kerf Inch	Plate MM	Plate Inch	Hook Angle	Bore	Pin-Hole	Tool No.
6-1/4" (160mm)	48	2.6	.102	1.8	.071	-2°	20mm	—	* MD160-488
7-1/4"	40	2.6	.104	2.0	.080	-2°	5/8" ♦	—	MD7-408
7-1/4"	60	3.0	.118	2.2	.087	0°	5/8" ♦	—	MD7-608
8"	60	3.2	.126	2.2	.087	0°	5/8" ♦	—	MD8-608
10"	72	3.2	.126	2.2	.087	0°	5/8"	—	MD10-728
10"	72	3.2	.126	2.2	.087	0°	30mm	✦	MD10-728-30
12"	84	3.2	.126	2.2	.087	0°	1"	—	MD12-848
12"	84	3.2	.126	2.2	.087	0°	30mm	✦	MD12-848-30

✦ 30mm bore accepts pin-hole arrangements of: 2/10/60, 2/7/42 & 2/9/46.

♦ Denotes 5/8" arbor with diamond knockout.

* To be used in Festool® saw machine ATF55 and TS 55EQ.

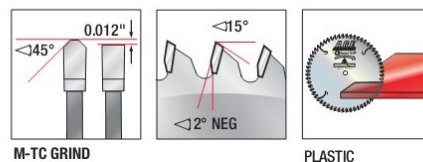
Products shown in **bold** indicate most popular items.

⚠ WARNING: Not recommended for cutting non-ferrous alloys.



Photo courtesy
WILSONART
INTERNATIONAL

INDUSTRIAL QUALITY PLASTIC



NON MELT

PLASTIC CUTTING SAW BLADES

Designed for smooth, chip-free cutting of plastics. Higher tooth count blades will work better in thin material. These saw blades are also suitable for crosscutting, trimming and mitering wood and are excellent for cutting plywood and laminate on particleboard.


Dia.	Teeth	Kerf MM Inch	Plate MM Inch	Hook Angle	Bore	Pin-Hole	Tool No.
7-1/4"	40	3.0 .118	1.9 .078	-2°	5/8" ♦	—	MD7-402
7-1/4"	60	3.0 .118	1.9 .078	-2°	5/8" ♦	—	MD7-602 NEW
8"	64	2.5 .098	1.8 .071	-2°	5/8" ♦	—	MD8-642
220mm	64	3.2 .126	2.0 .079	-2°	30mm	✦	* MD220-642-30
10"	80	2.5 .098	1.8 .071	-2°	5/8"	—	MD10-802
12"	96	3.2 .125	2.5 .100	-2°	1"	—	MD12-962
14"	108	3.7 .145	3.0 .118	-2°	30mm	✦	MD14-102-30

✦ 30mm bore accepts pin-hole arrangements of: 2/10/60, 2/7/42 & 2/9/46.

♦ Denotes 5/8" arbor with diamond knockout.

* For use in Holz-Her® panel saw.

WARNING: Not recommended for cutting non-ferrous alloys.

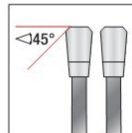


www.agecuttingtools.com

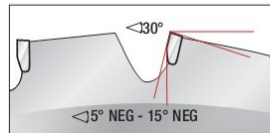
1-800-445-0077

21


INDUSTRIAL QUALITY DEMOLITION



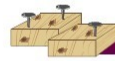
FT w/45°
BEVEL GRIND



VERY TIGHT SIDE & TOP CLEARANCE TO
SLICE THROUGH ANY MATERIAL.

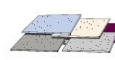


DEMOLITION/RESCUE



DEMOLITION EMERGENCY

EXCELLENT ✓



ROOFING SHINGLES

EXCELLENT ✓



NON-FERROUS ALLOYS

EXCELLENT ✓



WARNING!

Demolition blades are NOT to be used on multi-purpose cut-off saws or gas powered saws. The teeth of such a blade can catch in the work piece and cause reactive forces, including kickback. The heavier weight of such blades can increase kickback forces, and the aggressive tooth design can cause more severe injuries from blade contact.

According to OSHA's Directorate of Compliance Programs from 1999, portable machines using circular saw blades would become "the functional equivalent of a circular saw" and would, therefore, require guards for both the upper and lower portions of the blade. For the above mentioned reasons, Amana Tool® does not authorize the use of the carbide tipped circular saw blades on all gas powered cutting-off machines, and, in fact, strongly warns against this practice.

Consult machine owner's manual and follow all instructions and safety procedures, including wearing safety goggles at all times while working with this saw blade.

CUTS THROUGH MOST BUILDING MATERIALS

Designed to cut through roofing shingles, wood, nails, and non-ferrous materials. Each blade comes with two serrated reduction bushings for bore sizes compatible with several machinery manufacturers.

Dia.	Teeth	Kerf MM	Kerf Inch	Plate MM	Plate Inch	Hook Angle	Bore	Includes 2 Bushings	Tool No.
7-1/4"	14	3.1	.120	1.9	.078	-5°	5/8"	—	† DB7-140
12"	12	3.4	.134	2.5	.098	-15°	1"	1"-7/8" & 1"-20mm	DB12-120
12"	24	3.4	.134	2.5	.098	-15°	1"	1"-7/8" & 1"-20mm	DB12-240
14"	24	4.0	.157	2.8	.110	-15°	1"	1"-7/8" & 1"-20mm	DB14-240

Note: Due to the rough applications for which these blades may be used, they are not guaranteed.

† This blade has a 30° top bevel.

Products shown in **bold** indicate most popular items.



WARNING: Not to be used on multi-purpose cut-off or gas powered saws.



PERFECT FIT FOR
FESTOOL®
 AND OTHER TRACK SAW MACHINES

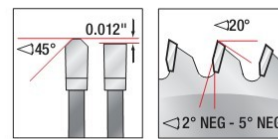
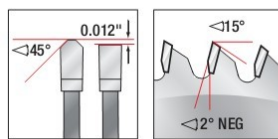
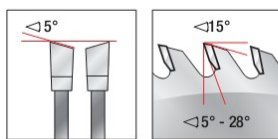


INDUSTRIAL QUALITY

FESTOOL® AND OTHER TRACK SAW MACHINE COMPATIBLE SAW BLADES

Carbide-tipped Festool and other track saw machine compatible saw blades are available for cutting building panels, laminates, melamine, soft plastics, solid surfaces and wood. Specifically designed to be compatible with your Festool machines. Available in 160mm and 210mm diameters.

Dia.	Teeth	Kerf MM Inch	Plate MM Inch	Hook Angle	Grind	Bore	Application	Fits Festool Machines	Tool No.
160mm	12	2.5 .098	1.6 .063	20°	ATB	20mm	Wood, Building Panels and Soft Plastics	TS 55 EQ/ATF 55 E/AP 55	MD160-120
160mm	14	2.5 .098	1.6 .063	28°	ATB	20mm	Ripping	TS 55 EQ/ATF 55 E/AP 55	MD160-140
160mm	28	2.5 .098	1.6 .063	15°	ATB	20mm	Fine Ripping	TS 55 EQ/ATF 55 E/AP 55	MD160-280
160mm	48	2.2 .087	1.6 .063	5°	ATB	20mm	Crosscut	TS 55 EQ/ATF 55 E/AP 55	MD160-480
160mm	48	2.6 .102	1.8 .071	-2°	M-TCG	20mm	Solid Surface/Laminate	TS 55 EQ/ATF 55 E/AP 55	MD160-488
210mm	16	2.6 .102	1.8 .071	28°	TCG	30mm	Ripping	TS 75 EQ	MD210-160
210mm	18	2.6 .102	1.8 .071	20°	ATB	30mm	Wood, Building Panels and Soft Plastics	TS 75 EQ	MD210-182
210mm	36	2.4 .094	1.8 .071	15°	ATB	30mm	Fine Ripping	TS 75 EQ	MD210-360
210mm	52	2.4 .094	1.8 .071	5°	ATB	30mm	Fine Crosscut in Sheet Goods, Melamine	TS 75 EQ	MD210-523
210mm	60	2.4 .094	1.8 .071	-2°	TCG	30mm	Solid Surface/Laminate	TS 75 EQ	MD210-608
260mm	60	2.5 .098	1.6 .063	-5°	ATB	30mm	General Purpose	Kapex KS 120	MD260-600 NEW
260mm	64	2.5 .098	1.6 .063	-5°	TCG	30mm	Solid Surface/Laminate	Kapex KS 120	MD260-648 NEW
260mm	80	2.5 .098	1.6 .063	-5°	ATB	30mm	Wood, Building Panels and Soft Plastics	Kapex KS 120	MD260-800 NEW



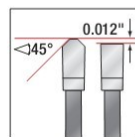
www.agecuttingtools.com

1-800-445-0077

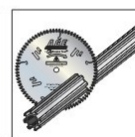
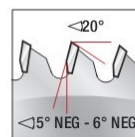
23

INDUSTRIAL QUALITY

NON-FERROUS FOR THIN WALLED ALUMINUM



TC GRIND



NON-FERROUS ALLOYS

	NON-FERROUS ALLOYS	EXCELLENT ✓
	THIN-WALLED PHENOLIC & HARD PLASTIC	EXCELLENT ✓
	ALUMINUM	EXCELLENT ✓
	BRASS/COPPER	EXCELLENT ✓



THIN WALLED

SUPERIOR-FINISH CUTS IN THIN ALUMINUM & NON-FERROUS ALLOYS

Designed specifically for cutting relatively thin walled (**less than 1/4" thick**) aluminum and non-ferrous extrusions and frames. Use a coolant or blade wax and clamp down the work piece when cutting non-ferrous metals.

Dia.	Teeth	Kerf		Plate		Hook Angle	Bore	Pin-Hole	Tool No.
		MM	Inch	MM	Inch				
4-3/8"	36	1.4	.055	0.9	.039	-5°	20mm**	—	MD4-365
5-3/8"	50	1.4	.055	0.9	.039	-5°	20mm***	—	MD5-505
6-1/4"	60	2.0	.079	1.6	.063	-5°	5/8" ♦	—	MD6-605
7"-7-1/4"	58	2.8	.110	2.2	.087	-6°	5/8"	—	MD7-585
8"	64	2.8	.110	2.2	.087	-6°	5/8" ♦	—	MD8-645
10"	80	3.2	.126	2.5	.098	-5°	5/8"	—	MD10-805
10"	80	3.2	.126	2.6	.102	-5°	30mm	✦	MD10-805-30
10"	100	3.2	.126	2.5	.098	-5°	5/8"	—	MD10-105
12"	96	2.3	.091	1.8	.071	-5°	1"	—	† MD12-965TB
12"	100	3.2	.126	2.5	.098	-5°	1"	—	MD12-105
12"	100	3.2	.126	2.5	.098	-5°	30mm	✦	* MD12-105-30
12"	100	3.2	.126	2.5	.098	-5°	5/8"	—	* MD12-105-5/8
12"	120	3.2	.126	2.5	.098	-5°	1"	—	MD12-125
14"	108	3.2	.126	2.5	.098	-6°	1"	—	MD14-105
15"	100	3.2	.126	2.5	.098	-6°	1"	—	MD15-105
16"	120	3.8	.150	3.2	.126	-6°	1"	—	MD16-125
18"	120	3.8	.150	3.2	.126	-6°	1"	—	MD18-125
20"	120	4.4	.173	3.6	.141	-6°	1"	—	MD20-125
20"	120	4.4	.173	3.6	.141	-6°	30mm	✦	MD20-125-30 NEW
22"	128	4.4	.173	3.8	.149	-5°	1"	—	✓ MD22-125
24"	140	4.6	.181	4.0	.158	-5°	1"	—	✓ MD24-145

✦ 30mm bore accepts pin-hole arrangements of: 2/10/60, 2/7/42 & 2/9/46.

Ω 30mm bore accepts pin-hole arrangements of: 2/10/60, 2/11/63 & 2/12/64.

♦ Denotes 5/8" arbor with diamond knockout.

WARNING: Never attempt to cut ferrous metals (steel, iron, etc.) with these blades.

† Thin Kerf ✓ Plate w/copper plug.

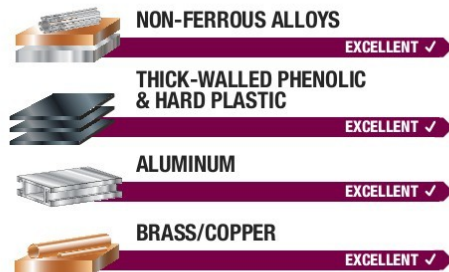
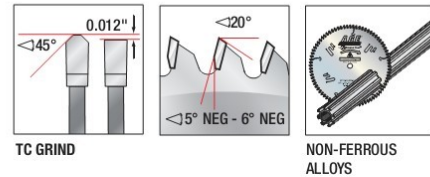
* Pistorius, CTD. ** MD4-365 Includes bushing from 20mm to 3/8".

*** MD5-505 includes bushing from 20mm to 10mm.

Products shown in **bold** indicate most popular items.

INDUSTRIAL QUALITY

NON-FERROUS FOR THICK WALLED ALUMINUM



Good for cutting thick walled extrusions and profiles.

THICK WALLED

SUPERIOR-FINISH CUTS IN THICK ALUMINUM & NON-FERROUS METALS

Designed specifically for cutting relatively thick walled (**greater than 1/4\"**

Dia.	Teeth	Kerf MM Inch	Plate MM Inch	Hook Angle	Bore	Tool No.
7-1/4"	50	2.8 .110	2.2 .087	-5°	5/8" ♦	MD7-505
8"	48	2.8 .110	2.2 .087	-6°	5/8" ♦	MD8-485
10"	60	3.2 .126	2.5 .098	-6°	5/8"	MD10-605
12"	72	3.2 .126	2.5 .098	-6°	1"	MD12-725
14"	84	3.2 .126	2.5 .098	-6°	1"	MD14-845
16"	96	3.8 .150	3.2 .126	-6°	1"	MD16-965

♦ Denotes 5/8" arbor with diamond knockout.

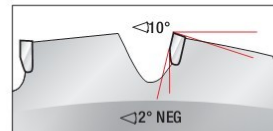
Products shown in **bold** indicate most popular items.

WARNING: Never attempt to cut ferrous metals (steel, iron, etc.) with these blades.

HEAVY DUTY

CUT HEAVY GAUGE ALUMINUM HURRICANE SHUTTERS

The rugged design makes these blades well-suited for rough, abusive applications. Used for cutting non-ferrous metals such as brass, copper and aluminum, the teeth feature a "chip limiting" design which limits overfeeding and grabbing of the workpiece. Will also cut wood and plastics. Lubrication will reduce friction and heat, prolonging the life of the blade. For use in radial arm saws, miter saws and table saws.



ØD	Teeth	Kerf MM Inch	Plate MM Inch	Hook Angle	Bore	Tool No.
10"	30	3.2 .126	2.5 .098	-2°	5/8"	MD10-305
10"	40	3.2 .126	2.5 .098	-2°	5/8"	MD10-405

WARNING: Never attempt to cut ferrous metals (steel, iron, etc.) with these blades.



www.agecuttingtools.com

1-800-445-0077

25

INDUSTRIAL QUALITY

STEEL

for use with LOW RPM
SPECIALTY SAWS ⚠



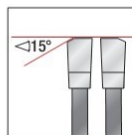
THE IDEAL BLADE FOR CUTTING ALL METALS

Designed for low RPM specialty saws, these saw blades easily cut through steel studs, steel sheets, metal rods, steel pipes, channels and rebar*. Specially designed carbide grade resists breakage and lasts longer than standard carbide or abrasive discs. The ideal blade for cutting through all sorts of metal due to its unique tooth geometry, special carbide and its chip limiting steel support.

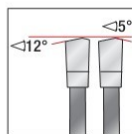
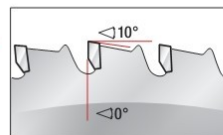
Dia.	Teeth	Kerf		Plate		Bore	Recommended RPM Range	Grind	Tool No.
		MM	Inch	MM	Inch				
6-1/4"	48	2.0	.079	1.6	.063	5/8" ♦	5000-6500	FWF	STL160-48 ⚠
7"-7-1/4"	36	2.2	.086	1.8	.070	5/8" ♦	2200-3300	FWF	STL180-36 ⚠
7-1/4"	48	2.2	.086	1.8	.070	5/8" ♦	2200-3300	FWF	STL185-48 ⚠
8"-8-1/4"	42	1.8	.071	1.3	.051	5/8"	2000-3700	WWF	STL203-42 ⚠
9"	48	2.0	.079	1.6	.063	1"	1750-2700	TCG	† STL230-48 ⚠
10"	52	1.9	.075	1.6	.063	30mm	1600-2500	TCG	✓ STL254-52 ⚠
12"	60	2.2	.086	1.8	.070	1"	1300-1900	WWF	STL305-60 ⚠
12"	80	2.2	.086	1.8	.070	1"	1300-1900	WWF	STL305-80 ⚠
14"	72	2.4	.094	2.0	.078	1"	1150-1700	WWF	STL355-72 ⚠
14"	90	2.4	.094	2.0	.078	1"	1150-1700	WWF	STL355-90 ⚠

⚠ **WARNING:** Not to be used on multi-purpose cut-off saws or gas powered saws. Not recommended for cutting non-ferrous alloys, wood, glass, concrete or plastic.

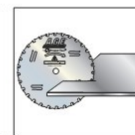
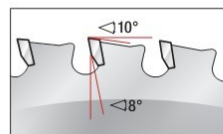
Products shown in **bold** indicate most popular items.
Cutting high strength rebar materials will reduce blade life due to material toughness



FWF GRIND
FLAT TOOTH WITH BEVEL LEFT-RIGHT 0° HOOK



WWF GRIND
ATB/ATB 8° HOOK



ALLOY & VIRGIN STEEL



LOW RPM
CUTTING SAWS ONLY



ALLOY AND VIRGIN STEEL

EXCELLENT ✓

- Cuts through alloy and virgin steels
- Special carbide grade resists breakage, lasts longer
- Chip limiting steel support to prevent over feeding
- Can be re-sharpened

! WARNING!

For use with low RPM chop saws only. Not to be used on multi-purpose cut-off saws or gas powered saws. Steel Cutting Blades can only be used on dry-cutting chop saws like Jepson™, so long as the recommended RPM is not surpassed. Ganging of materials being cut is not recommended and damage to machinery, saw blades or serious injury to personnel could result! Refer to your machine owner's manual.

! ADVERTENCIA

Solo para uso en maquinas con bajo RPM. No utilizar en sierras de corte multiusos o sierras de gas. Las sierras para corte de metales pueden utilizarse en maquinas de corte seco como Jepson™, con tal que no se exceda el RPM recomendado. Para informacion adicional consulte con el manual de uso de la maquina.

♦ Denotes 5/8" arbor with diamond knockout.

✓ 0° Hook Angle. Includes 2 bushings, from 30mm to 1" & 5/8"

† 0° Hook Angle. For use in portable steel cutting Evolution 230X.

INDUSTRIAL QUALITY

STAINLESS STEEL NEW

for use with LOW RPM

SPECIALTY SAWS



CROSSCUT STAINLESS STEELS

New generation of saw blades designed for low RPM dry-cutter and miter saws to crosscut stainless steel without lubrication.

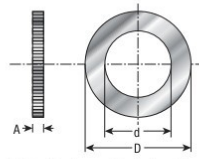
Dia.	Teeth	MM	Kerf Inch	Plate MM	Plate Inch	Bore	Max RPM	Grind	Tool No.
10"	60	2.2	.087	1.8	.071	1"	2400	TCG	SST254-60 ⚠
12"	72	2.2	.087	1.8	.071	1"	2000	TCG	SST305-72 ⚠
14"	84	2.4	.095	2.0	.079	1"	1700	TCG	SST355-84 ⚠

⚠ WARNING: Not to be used on multi-purpose cut-off saws or gas powered saws. Not recommended for cutting non-ferrous alloys, wood, glass, concrete or plastic. Optional 1" to 5/8" bushing use #BU-100.

SAW BLADE BUSHINGS & STABILIZERS

BORE REDUCTION BUSHINGS

ØD	Ød	A	Tool No.
5/8"	10mm	.053	BU-125
5/8"	1/2	.060	BU-110
3/4"	5/8	.062	BU-150
20mm	3/8	.060	BU-120
22mm	3/4	.062	BU-130
22mm	20mm	.070	BU-140
1"	5/8	.086	BU-100
1"	7/8	.097	BU-225
1"	7/8	.110	BU-250
1"	3/4	.075	BU-200
1"	20mm	.097	BU-122
1-1/8"	1	.086	BU-300
1-1/4"	1	.086	BU-400
1-1/4"	1-1/8	.075	BU-500
1-1/4"	30mm	.086	BU-450
30mm	5/8	.070	BU-515
30mm	3/4	.070	BU-520
30mm	25mm	.070	BU-530

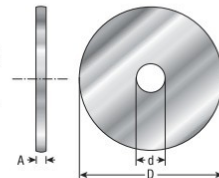


Note: Most saw blade bushings have serrations on the outside diameter edge to provide a better grip and fit.



STABILIZERS/STIFFENERS

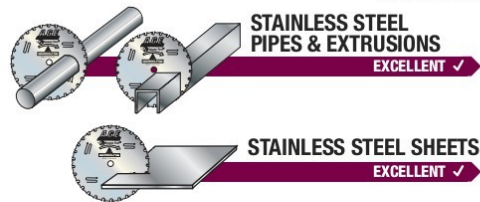
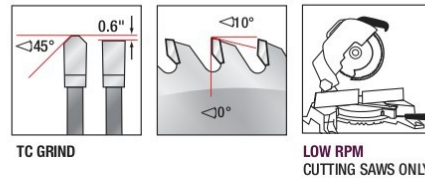
The purpose of blade stabilizers is to increase the overall stiffness of the saw blade, thus reducing vibration. Reduction in vibration improves cut quality and dampens noise. Stabilizers are particularly beneficial when used with thin-kerf blades.



Please note the depth of cut will be reduced slightly and interference between the stabilizers and the table insert may occur. You may use one or two stabilizers, depending on the application and arbor length.

Each order number consists of one pair.

ØD	Ød	A	Use with Saw Blade Diameter(s)	Tool No.
4"	5/8	.098 (x2)	8 - 12	STF-4
4"	30mm	.100 (x2)	8 - 12	STF-4-30
6"	1	.100 (x2)	14 - 20	STF-6



⚠ WARNING!

For use with low RPM chop saws only. Not to be used on multi-purpose cut-off saws or gas powered saws. Steel Cutting Blades can only be used on dry-cutting chop saws like Jepson™, so long as the recommended RPM is not surpassed. Ganging of materials being cut is not recommended and damage to machinery, saw blades or serious injury to personnel could result! Refer to your machine owner's manual.

⚠ ADVERTENCIA

Solo para uso en maquinas con bajo RPM. No utilizar en sierras de corte multiusos o sierras de gas. Las sierras para corte de metales pueden utilizarse en maquinas de corte seco como Jepson™, con tal que no se exceda el RPM recomendado. Para informacion adicional consulte con el manual de uso de la maquina.



www.agecuttingtools.com

1-800-445-0077

27



PRO-SERIES

Carbide Tipped **Router Bits**



PRO-SERIES

STRAIGHT PLUNGE

1-FLUTE 1/4" Shank • Carbide Tipped

A single flute bit should be used where cut speed is more important than cut finish. Improved chip clearance is possible with a single flute, resulting in faster cuts.

ØD	B	ød	L	Tool No.
1/8	7/16	1/4	2	MD100
1/4	1	1/4	2-1/4	MD102



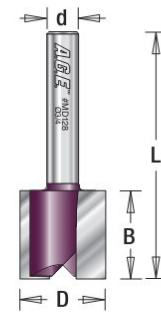
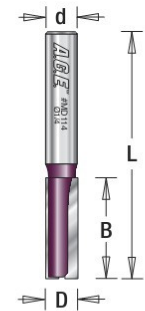

PRO-SERIES

STRAIGHT PLUNGE

2-FLUTE 1/4" Shank • Carbide Tipped

Use a two-flute bit where fine finish is paramount. Two flutes balance the bit, eliminating vibration that degrades the cut finish. Two cuts per revolution yield a smooth surface, but feed rate is slightly reduced.

ØD	B	ød	L	Tool No.
1/16	3/16	1/4	1-3/4	MD104
3/32	1/4	1/4	1-3/4	MD106
1/8	7/16	1/4	2	MD108
5/32	7/16	1/4	2	MD109
3/16	3/4	1/4	2-5/8	MD110
7/32	3/4	1/4	2	MD111
1/4	1/2	1/4	2	MD112
1/4	3/4	1/4	2	MD114
1/4	1	1/4	2-1/4	MD116
1/4	1	1/4	2-7/8	MD117
9/32	1	1/4	2-1/4	MD118
5/16	1	1/4	2-1/4	MD120
3/8	1	1/4	2-9/32	MD122
1/2	1	1/4	2-1/8	MD124
5/8	3/4	1/4	2	MD126
3/4	3/4	1/4	2	MD128

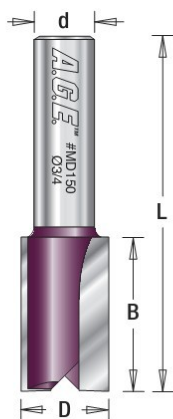




PRO-SERIES

STRAIGHT PLUNGE

2-FLUTE 1/2" Shank • Carbide Tipped



OD	B	ød	L	Tool No.
1/4	3/4	1/2	2-1/2	MD130
3/8	1	1/2	2-3/4	MD134
5/16	1	1/2	2-3/4	MD132
3/8	1-1/4	1/2	3	MD136
7/16	1-1/4	1/2	3	MD137
1/2	1	1/2	2-5/8	MD138
1/2	1-1/4	1/2	2-7/8	MD140
1/2	1-1/2	1/2	3-3/16	MD142
1/2	2	1/2	4-1/4	MD144
1/2	2-1/2	1/2	4-1/2	MD146
9/16	1-1/4	1/2	2-7/8	MD147
5/8	1-1/4	1/2	2-7/8	MD148
3/4	1-1/4	1/2	2-7/8	MD150
7/8	1-1/4	1/2	2-7/8	MD152
1	1-1/4	1/2	2-7/8	MD154

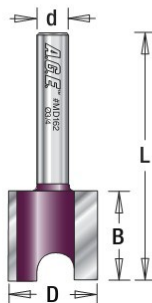


PRO-SERIES

MORTISING

2-FLUTE 1/4" Shank • Carbide Tipped



These mortising bits make hardware installation a snap! The carbide tips leave edges sharp for a clean, professional installation, while the large gullet between the two flutes clears chips away quickly. The cutter geometry creates a crisp outline for a perfect fit.



OD	B	ød	L	Tool No.
1/2	3/4	1/4	2	MD160
3/4	3/4	1/4	2	MD162



A proper mortising bit should have a large gullet between the two flutes which allows for greater chip clearance and removal.



PRO-SERIES

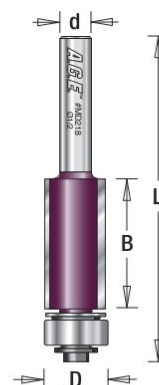
FLUSH TRIM

2-FLUTE Carbide Tipped

Two-flute is a good general-purpose choice, providing fast cuts and good finishes. Use these flush trimming bits for laminate work or for template and pattern work.

ØD	B	ød	L	Tool No.
3/8	1/2	1/4	2-1/8	*MD204
3/8	1	1/4	2-5/8	*MD206
1/2	1/2	1/4	2-1/4	**MD208
1/2	1	1/4	2-5/8	**MD210
1/2	1	1/2	3-1/4	**MD212
1/2	1-1/2	1/2	3-7/8	**MD214
1/2	2	1/2	4-1/4	**MD216

* Replacement bearing use #47702
 ** Replacement bearing use #47706



PRO-SERIES

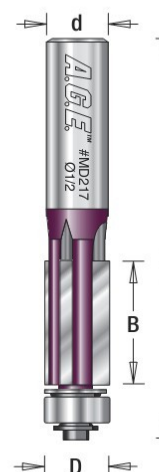
FLUSH TRIM

3-FLUTE Carbide Tipped

For an extremely smooth finish, choose the three-flute configuration. It is especially good to use on laminates that tend to chip easily.

ØD	B	ød	L	Tool No.
1/2	1/2	1/2	2	MD215
1/2	1	1/4	2-5/8	MD218
1/2	1	1/2	3-1/4	MD217
1/2	1-1/2	1/2	3-7/8	MD219

Replacement bearing use #47706

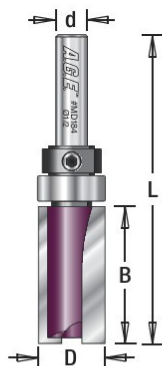





PRO-SERIES

FLUSH TRIM PLUNGE

2-FLUTE Carbide Tipped



ØD	B	ød	L	Replacement Bearing	Tool No.
1/2	1/4	1/4	1-3/4	47701	MD182
1/2	3/8	1/4	2-1/4	47701	MD180
1/2	1/2	1/4	2-1/8	47701	MD181
1/2	1	1/4	2-1/2	47701	MD184
1/2	1-1/4	1/4	2-3/4	47701	MD186
5/8	1	1/4	2-3/4	47712	MD188
3/4	1	1/4	2-1/2	47714	MD190
3/4	1	1/2	2-13/16	47721	MD192
3/4	1-3/4	1/2	3-3/4	47721	MD194
1-1/8	1-1/2	1/2	3-1/2	47738	MD196

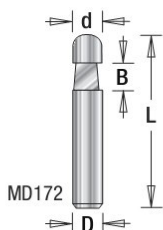
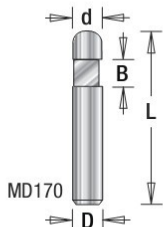


PRO-SERIES

FLUSH/ 7° BEVEL TRIM WITH PILOT

1-FLUTE Solid Carbide

The ideal laminate trimming router bit for high volume production. Solid carbide and integral pilot (no bearing to maintain) extends tool life while the slim configuration reduces vibration.



ØD	B	ød	L	Type	Tool No.
1/4	1/4	1/4	1-1/2	Flush	MD170
1/4	1/4	1/4	1-1/2	7° Bevel	MD172



PRO-SERIES

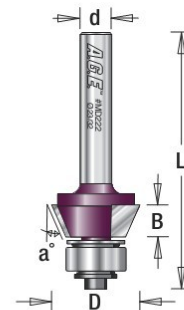
BEVEL TRIM

2-FLUTE Carbide Tipped

Steel bodied router bit for bevel trimming laminate with a standard router. The solid construction reduces vibration for the smoothest possible cut with a two-flute bit.

ØD	B	a°	ød	L	Tool No.
5/8	1/4	15°	1/4	2-5/64	MD220
1/2	5/16	22°	1/4	1-3/4	MD221
23/32	1/4	25°	1/4	2-5/64	MD222
1-1/16	9/32	45°	1/4	2	MD224

Replacement bearing use #47706



PRO-SERIES

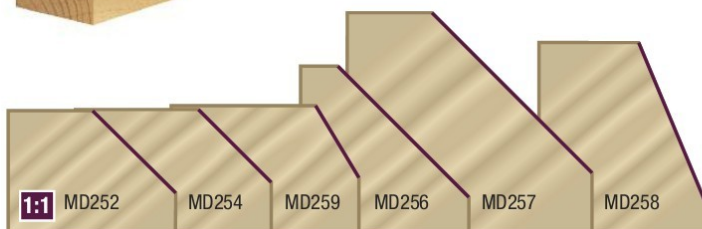
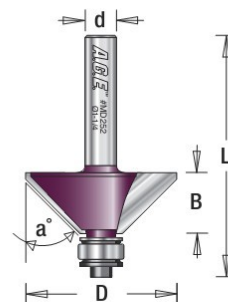
CHAMFER

2-FLUTE Carbide Tipped

Chamfer or bevel edges for decorative effect or to form edge miter joints. Produce crisp, uniform edges at accurate angles to make 4, 6, 8, 12 and 16-sided boxes.

ØD	B	a°	ød	L	Tool No.
1-1/4	15/16	22-1/2°	1/2	2-7/8	** MD258
1-3/8	13/16	30°	1/2	2-3/4	** MD259
1-1/4	17/32	45°	1/4	1-61/64	* MD252
1-1/4	17/32	45°	1/2	2-3/8	* MD254
2	3/4	45°	1/2	2-25/32	** MD256
2-3/8	1	45°	1/2	2-7/8	** MD257

* Replacement bearing use #47701; ** Replacement bearing use #47706





PRO-SERIES


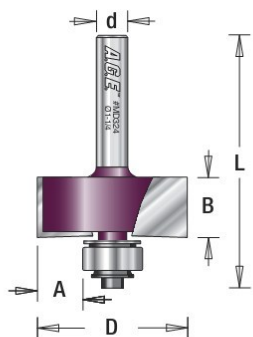
RABBET

2-FLUTE Carbide Tipped

This standard rabbeting bit cuts 3/8" wide and 1/2" deep. Use the multi-rabbet bit in the table below for four different rabbet steps.

ØD	A	B	ød	L	Tool No.
1-1/4	3/8	1/2	1/4	2-3/64	MD324
1-1/4	3/8	1/2	1/2	2-3/8	MD326

Replacement bearing use #47706



PRO-SERIES

MULTI-RABBET

2-FLUTE Carbide Tipped


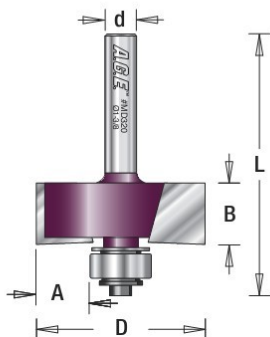
The multi-rabbet bit steps in 1/16" increments from a 5/16" cut width to 1/2", simply by switching ball-bearing guides. Four different bearings are provided. Depth of cut capacity of 1/2".

Bearings Included

1/2"	
7/16"	
3/8"	
5/16"	

ØD	A	B	ød	L	Tool No.
1-3/8	5/16, 3/8, 7/16, 1/2	1/2	1/4	2-1/8	MD320
1-3/8	5/16, 3/8, 7/16, 1/2	1/2	1/2	2-3/8	MD322

Replacement bearings: 5/16 use #47720, 3/8 use #47718, 7/16 use #47706, 1/2 use #47702



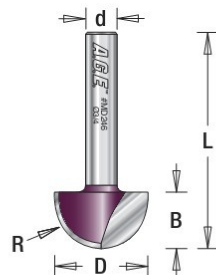
PRO-SERIES

CORE BOX

2-FLUTE Carbide Tipped

Cut half-round grooves for fluted moldings, columns, millwork and signs using a core box bit. Used with an edge guide, it can cut coves.

ØD	B	R	ød	L	Tool No.
1/4	1/4	1/8	1/4	1-5/8	MD240
3/8	1/4	3/16	1/4	1-1/2	MD242
1/2	3/8	1/4	1/4	1-9/16	MD244
3/4	7/16	3/8	1/4	1-3/4	MD246



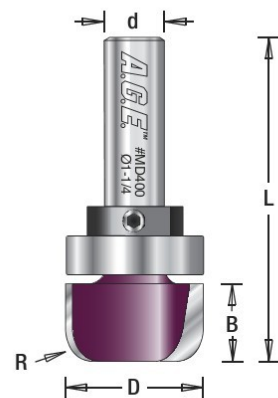
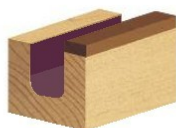
PRO-SERIES

BOWL & TRAY NEW

2-FLUTE Carbide Tipped

For routing solid wood serving trays, flat dishes, shallow bowls and similar objects. These router bits with ball bearing guide cuts flat, smooth bottom surfaces, vertical walls, and a transition radius between them, all in one pass.

ØD	B	R	ød	L	Tool No.
1-1/4	5/8	1/4	1/2	2-5/8	MD400



PRO-SERIES

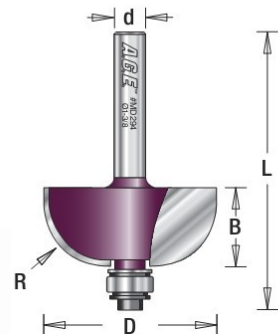

COVE

2-FLUTE Carbide Tipped

The coveetto form (produced by the cove bit), is one of the classic building blocks for many molding profiles. Use the cove to detail the edges of casework, doors and drawers, posts and columns.

ØD	B	R	ød	L	Tool No.
7/8	1/2	1/4	1/4	2	MD290
1-1/8	1/2	3/8	1/4	2-1/16	MD292
1-3/8	5/8	1/2	1/4	2-1/4	MD294

Replacement bearing use #47701



PRO-SERIES

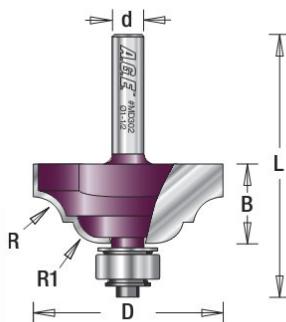
CLASSICAL BEAD & COVE

2-FLUTE Carbide Tipped

These classical bead and cove bits combine the two basic forms which are separated by a fillet to create beautiful trim or edge detail.

ØD	B	R	R1	ød	L	Tool No.
1-1/4	1/2	13/64	5/16	1/4	2	MD300
1-1/2	5/8	15/64	7/32	1/4	2-1/8	MD302

Replacement bearing use #47706



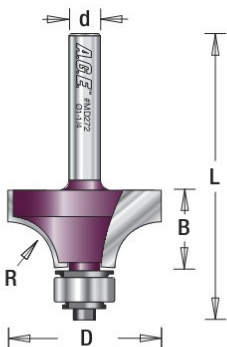


PRO-SERIES

CORNER ROUND & BEADING

2-FLUTE Carbide Tipped

The basic edge-forming bit, the corner-rounding bit, rounds an edge to a given radius. The tool is shouldered to cut a fillet. Can be used to ease edges, as a simple profile, or as a part of a complex one.



Bearings Included

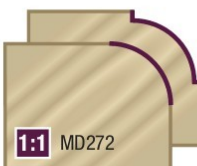
1/2"

3/8"




ØD	B	R	ød	L	Tool No.
5/8	15/64	1/16	1/4	1-7/8	MD260
3/4	3/8	1/8	1/4	2	MD262
7/8	1/2	3/16	1/4	2	MD264
1	1/2	1/4	1/4	2-1/8	MD266
1	1/2	1/4	1/2	2-7/16	MD268
1-1/8	1/2	5/16	1/4	2-3/16	MD270
1-1/4	5/8	3/8	1/4	2-5/16	MD272
1-1/4	5/8	3/8	1/2	2-9/16	MD274
1-1/2	3/4	1/2	1/4	2-23/64	MD276
1-1/2	3/4	1/2	1/2	2-5/8	MD278
2	1	3/4	1/2	2-29/32	MD280
2-1/2	1-1/4	1	1/2	3-3/16	MD282

Replacement bearing use #47706 and #47702



A second shoulder can be produced with the 3/8" bearing, in effect making the bit a beading bit.

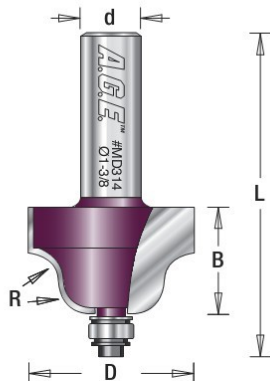


PRO-SERIES

ROMAN OGEE


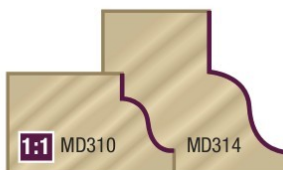
2-FLUTE Carbide Tipped

The Roman ogee bit, which has a convex curve coming off the bearing, produces the reverse of the ogee. The curve starts at the top as a concave, and fairs down into a convex curve.



ØD	B	R	ød	L	Tool No.
1	15/32	5/32	1/4	2-5/32	MD310
1	5/8	5/32	1/2	2-1/2	MD311
1-3/8	21/32	1/4	1/4	2-1/4	MD312
1-3/8	7/8	1/4	1/2	2-5/8	MD314

Replacement bearing use #47701



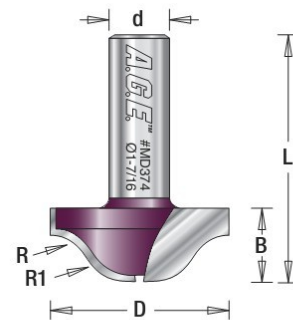
PRO-SERIES

BASE MOLDING

2-FLUTE Carbide Tipped

One of the easiest ways to dress up a room is to replace the base molding with a wide, bold profile.

ØD	B	R	R1	ød	L	Tool No.
1-7/16	19/32	5/16	3/8	1/2	2	MD374



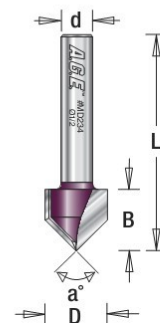
PRO-SERIES

V GROOVE

2-FLUTE Carbide Tipped

Cut decorative V grooves in signs with these V Groove router bits. Use with an edge guide to chamfer and bevel edges.

ØD	B	a°	ød	L	Tool No.
1/2	5/8	60°	1/4	1-3/4	MD230
3/8	7/16	90°	1/4	1-5/8	MD232
1/2	1/2	90°	1/4	1-3/4	MD234



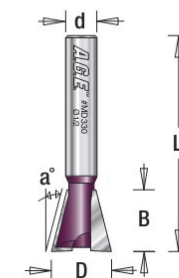
PRO-SERIES

DOVETAIL

2-FLUTE Carbide Tipped

The dovetail joint is the strongest construction method for drawers, boxes, chests and fine casework. Cut butterfly keys, splines and inlays.

ØD	B	a°	ød	L	Tool No.
1/2	1/2	14°	1/4	1-3/4	MD330



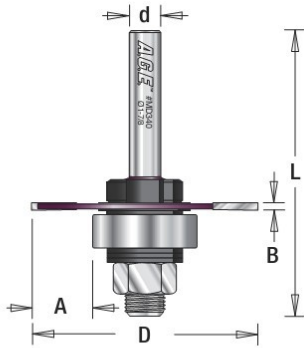


PRO-SERIES

SLOTING CUTTER ASSEMBLIES


3-WING Carbide Tipped

Groove edges for T-moldings, splines, biscuits and other purposes. Route tongue-and-groove joinery. 3-wing cutters provide an excellent cut finish.



ØD	A	B	ød	L	Tool No.
1-7/8	1/2	1/16	1/4	2-5/16	MD340
1-7/8	1/2	3/32	1/4	2-5/16	MD341
1-7/8	1/2	1/8	1/4	2-5/16	MD342
1-7/8	1/2	5/32	1/4	2-5/16	MD343
1-7/8	1/2	1/4	1/4	2-5/16	MD344

Replacement bearing use #47708



Cutter top view

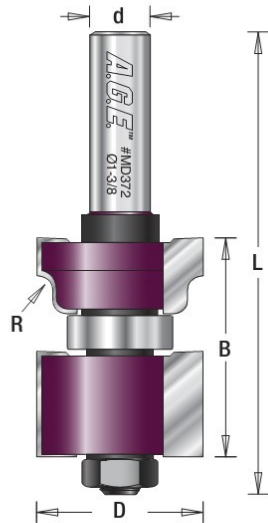


PRO-SERIES

REVERSIBLE WINDOW SASH

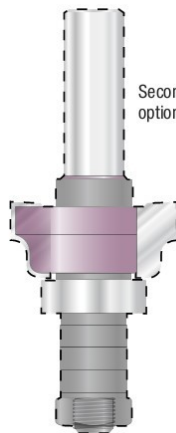
2-FLUTE 1-Piece • Carbide Tipped

This reversible assembly is designed to cut window sash and glass door parts, including rails, stiles, mullions, and muntins, on stock between 1-1/8" and 1-3/4" thick.



ØD	B	R	ød	L	Tool No.
1-3/8	1-13/16	1/8	1/2	3-3/4	MD372

Replacement bearing use #47708



Second assembly option shown



PRO-SERIES

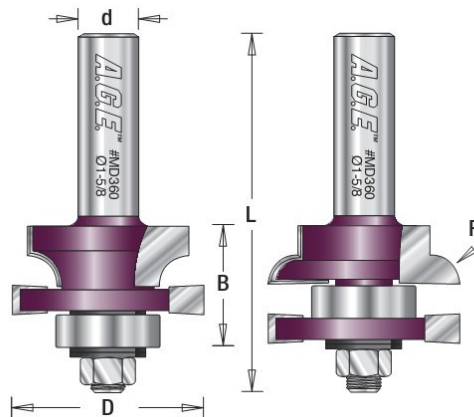
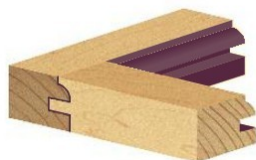
CONCAVE STILE & RAIL SET

2-FLUTE Carbide Tipped

Our rail and stile sets give you two complete bits, one for the rail cuts, one for the stiles. Make cabinet doors and all varieties of frame-and-panel assemblies for furniture and architectural applications.

ØD	B	R	ød	L	Tool No.
1-5/8	1	1/4	1/2	2-29/32	MD360

Replacement bearing use #47708



PRO-SERIES

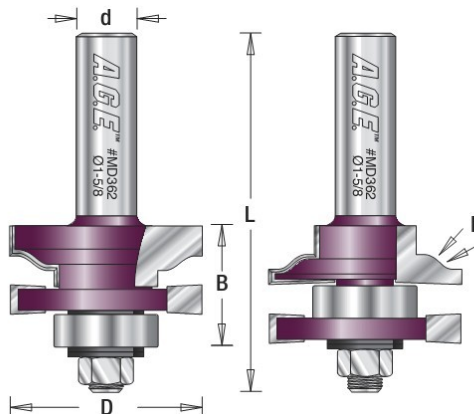
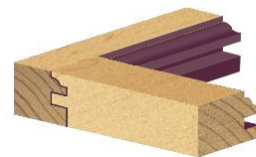
OGEE STILE & RAIL SET

2-FLUTE Carbide Tipped

Our rail and stile sets give you two complete bits, one for the rail cuts, one for the stiles. Make cabinet doors and all varieties of frame-and-panel assemblies for furniture and architectural applications.

ØD	B	R	ød	L	Tool No.
1-5/8	1	13/64	1/2	2-29/32	MD362

Replacement bearing use #47708





PRO-SERIES

OGEE RAISED PANEL

2-FLUTE Carbide Tipped

Create raised panels for cabinet doors, frame-and-panel furniture, and architectural paneling with these ogee raised panel bits.



ØD	B	R	ød	L	Tool No.
3-1/2	1/2	7/8	1/2	2-7/16	MD354

Replacement bearing use #47706

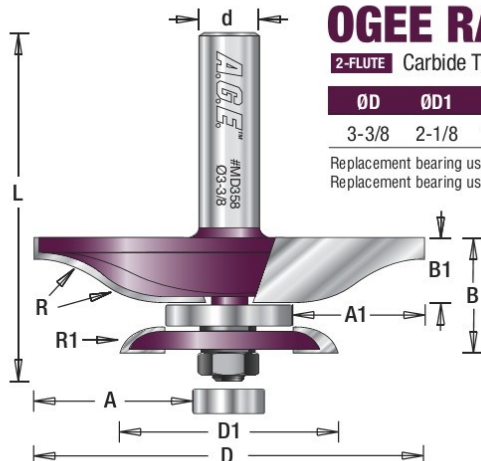


OGEE RAISED PANEL W/ BACK CUTTER

2-FLUTE Carbide Tipped **NEW**

ØD	ØD1	A	A1	B	B1	R	R1	ød	L	Tool No.
3-3/8	2-1/8	1-3/8	1-1/16	1-3/16	5/8	7/8	5/16	1/2	3-1/16	MD358

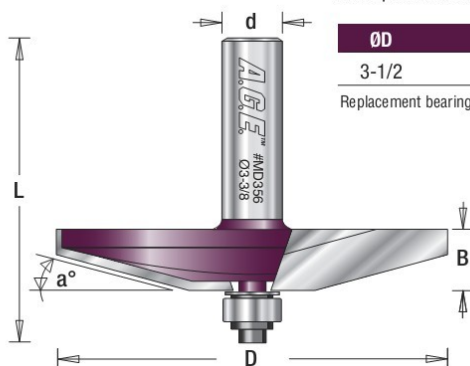
Replacement bearing use #47713 (8mm x 16mm) for 'A' reveal.
Replacement bearing use #47763 (8mm x 1-1/4") for 'A1' reveal.



PRO-SERIES

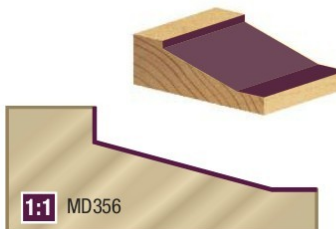
PROVISIONAL RAISED PANEL

Create raised panels for cabinet doors, frame-and-panel furniture, and architectural paneling with these provisional raised panel bits.



ØD	a°	B	ød	L	Tool No.
3-1/2	15°	1/2	1/2	2-7/16	MD356

Replacement bearing use #47706



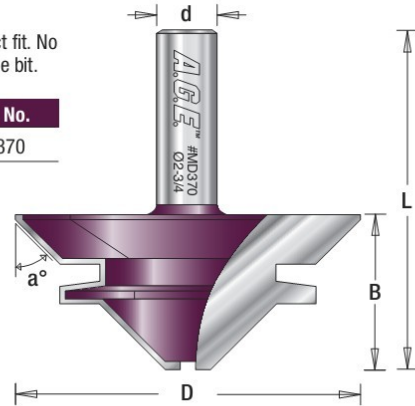

PRO-SERIES

LOCK MITER

2-FLUTE Carbide Tipped

First piece is cut flat (horizontal) and the second is cut perpendicular to the first for a perfect fit. No need to re-align the router depth, provided that the wood is centered to the cutting edge of the bit.

ØD	a°	B	ød	L	Tool No.
2-3/4	45°	1-1/4	1/2	2-3/4	MD370



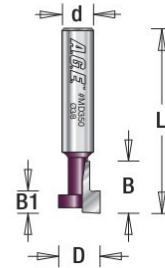
PRO-SERIES

KEYHOLE

2-FLUTE Carbide Tipped

Used for cutting keyhole slots in plaques, picture frames and other wall hanging items.

ØD	B	B1	ød	L	Tool No.
3/8	3/8	7/16	1/4	1-1/2	MD350



PRO-SERIES

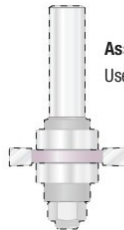
TONGUE & GROOVE ASSEMBLY

2-FLUTE Carbide Tipped

Cut perfectly fitted tongue-and-groove joints on stock between 5/8" and 3/4" thick with a table-mounted router and this assembly.

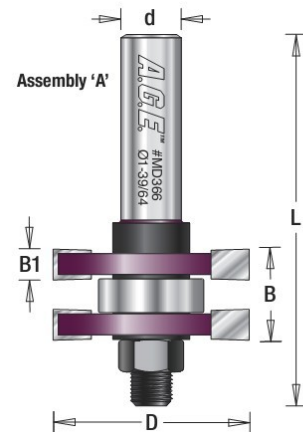
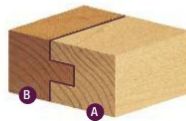
ØD	Material Size	B	B1	ød	L	Tool No.
1-39/64	5/8 to 3/4	3/4	1/4	1/2	3	MD366

Replacement bearing use #47708 (2)



Assembly 'B'

Use one cutter to cut the groove.





PRO-SERIES

OGEE RAISED PANEL DOOR MAKING 3-PIECE SET

2-FLUTE Carbide Tipped • 1/2" Shank



MD500

This 3-piece set combines the 2-piece Stile & Rail cutters with one Horizontal Raised Panel bit. The easy-to-use set, produced from micrograin carbide, ensures perfect cuts for creating raised panel doors.

For material 3/4" through 7/8".

Includes a custom-made
hardwood storage case!



PRO-SERIES

OGEE RAISED PANEL DOOR MAKING 3-PIECE SET

w/BACK CUTTER

2-FLUTE Carbide Tipped • 1/2" Shank




MD502

This 3-piece set combines the 2-piece Stile & Rail cutters with one Horizontal Raised Panel bit with back cutter. The easy-to-use set, produced from micrograin carbide, ensures perfect cuts for creating raised panel doors.

For material 3/4" through 7/8".

Includes a custom-made
hardwood storage case!





PRO-SERIES

COVE RAISED PANEL DOOR MAKING 3-PIECE SET

2-FLUTE Carbide Tipped • 1/2" Shank



MD506

This 3-piece set combines the 2-piece Stile & Rail cutters with one Horizontal Raised Panel bit. The easy-to-use set, produced from micrograin carbide, ensures perfect cuts for creating raised panel doors.

For material 3/4" through 7/8".



Includes a custom-made
hardwood storage case!



PRO-SERIES

COVE RAISED PANEL DOOR MAKING 3-PIECE SET

w/BACK CUTTER

2-FLUTE Carbide Tipped • 1/2" Shank



MD504

This 3-piece set combines the 2-piece Stile & Rail cutters with one Horizontal Raised Panel bit with back cutter. The easy-to-use set, produced from micrograin carbide, ensures perfect cuts for creating raised panel doors.

For material 3/4" through 7/8".



Includes a custom-made
hardwood storage case!





PRO-SERIES

SHAKER RAISED PANEL CABINET DOOR MAKING 3-PIECE SET

w/BACK CUTTER

2-FLUTE Carbide Tipped • 1/2" Shank



MD508

Designed for the simple shaker look for your mission-style cabinet doors, cabinets or furniture. Set includes 1-3/4" dia. 2-piece Shaker pattern/cope cutters and 3-1/2" dia. Shaker Raised Panel bit with back cutter.

For material 3/4" through 7/8".

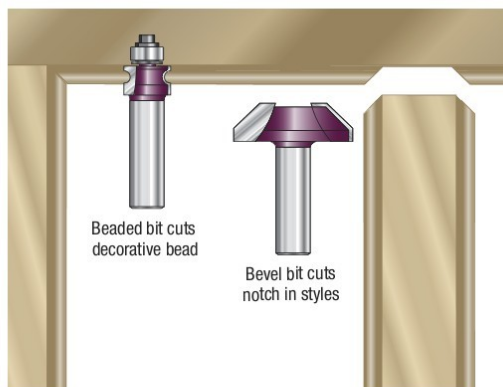
Includes a custom-made
hardwood storage case!



PRO-SERIES

BEADED FACE FRAME 2-PIECE SET **NEW**

2-FLUTE Carbide Tipped • 1/2" Shank



Beaded bit cuts
decorative bead

Bevel bit cuts
notch in styles



MD530

This 2-piece set was designed to beautiful beaded face frames. The Beaded bit creates the decorative bead while the Bevel bit creates the frame profile.

SAW BLADES 6

BU-100	27	MD10-606TB	15	MD14-704	8
BU-110	27	MD10-606TBR	15	MD14-704-30	8
BU-120	27	MD10-616TB	13	MD14-800	13
BU-122	27	MD10-728	20	MD14-801	11
BU-125	27	MD10-728-30	20	MD14-840	13
BU-130	27	MD10-800	13	MD14-845	25
BU-140	27	MD10-800-30	13	MD14-966TB	15
BU-150	27	MD10-800R	13	MD14-968-30	20
BU-200	27	MD10-801	11	MD15-105	24
BU-225	27	MD10-801-30	11	MD16-121	11
BU-250	27	MD10-802	21	MD16-125	24
BU-300	27	MD10-803	18	MD16-361-2	7
BU-400	27	MD10-803-30	18	MD16-480	6
BU-450	27	MD10-803TB	19	MD16-600	10
BU-500	27	MD10-805	24	MD16-965	25
BU-515	27	MD10-805-30	24	MD18-108	13
BU-520	27	MD10-806	16	MD18-125	24
BU-530	27	MD10-816TB	13, 14	MD18-540	6
DB7-140	22	MD12-105	24	MD20-125	24
DB12-120	22	MD12-105-30	24	MD20-125-30	24
DB12-240	22	MD12-105-5/8	24	MD22-125	24
DB14-240	22	MD12-106	16	MD24-100	6
MD4-365	24	MD12-106-5/8	16	MD24-145	24
MD5-505	24	MD12-106TB	13, 14	MD24-480	6
MD6-304TB	9	MD12-125	24	MD120-T10	12
MD6-605	24	MD12-280	6	MD120-T12	12
MD7-400	13	MD12-280-30	6	MD120-T14	12
MD7-402	21	MD12-361	7	MD120-T20	12
MD7-408	20	MD12-361-3-1/8	7	MD120-T24-20	6
MD7-505	25	MD12-400	10	MD160-120	23
MD7-585	24	MD12-400-30	10	MD160-140	23
MD7-602	21	MD12-480	10	MD160-280	23
MD7-608	20	MD12-480-30	10	MD160-480	13, 23
MD8-220TB	6	MD12-600	13	MD160-488	20, 23
MD8-404	8	MD12-601	11	MD160-565	23
MD8-404TB	9	MD12-604	8	MD210-160	23
MD8-485	25	MD12-604-30	8	MD210-182	23
MD8-600	13	MD12-606	13, 14	MD210-360	23
MD8-601	11	MD12-720	13	MD210-523	23
MD8-606TB	15	MD12-720TB	13	MD210-608	23
MD8-608	20	MD12-721	11	MD210-725	23
MD8-642	21	MD12-721-30	11	MD220-T641	11
MD8-643TB	19	MD12-725	25	MD220-T643	18
MD8-645	24	MD12-726TB	15	MD220-427-30	17
MD10-105	24	MD12-800	13	MD220-642-30	21
MD10-240	6	MD12-806	13, 14	MD250-801-30	11
MD10-240-30	6	MD12-816	16	MD260-600	23
MD10-240TB	6	MD12-848	20	MD260-648	23
MD10-301	7	MD12-848-30	20	MD260-800	23
MD10-305	25	MD12-960	13	STF-4	27
MD10-400	10	MD12-960R	13	STF-4-30	27
MD10-400-30	10	MD12-961	11	STF-6	27
MD10-400TB	10	MD12-961-30	11	STL160-30	26
MD10-401	11	MD12-962	21	STL160-48	26
MD10-405	25	MD12-963	18	STL180-36	26
MD10-406TB	14	MD12-963TB	19	STL185-48	26
MD10-487-30	17	MD12-963-30	18	STL203-42	26
MD10-500	8	MD12-963-30TB	19	STL230-48	26
MD10-500R	8	MD12-965TB	24	STL254-52	26
MD10-504TB	9	MD12-976TBR	15	STL254-60	72
MD10-504TBR	9	MD14-102-30	21	STL254-72	72
MD10-600	13	MD14-105	24	STL254-84	72
MD10-600-30	13	MD14-108	13	STL305-60	26
MD10-600R	13	MD14-360	6	STL305-80	26
MD10-601	11	MD14-360-30	6	STL355-72	26
MD10-601-30	11	MD14-400-30	10	STL355-90	26
MD10-601R	11	MD14-540	10		
MD10-605	25	MD14-540-30	10		
MD10-606	13, 14	MD14-600	10		

ROUTER BITS 28

MD100	29	MD252	33
MD102	29	MD254	33
MD104	29	MD256	33
MD106	29	MD257	33
MD108	29	MD258	33
MD109	29	MD259	33
MD110	29	MD260	36
MD111	29	MD262	36
MD112	29	MD264	36
MD114	29	MD266	36
MD116	29	MD268	36
MD117	29	MD270	36
MD118	29	MD272	36
MD120	29	MD274	36
MD122	29	MD276	36
MD124	29	MD278	36
MD126	29	MD280	36
MD128	29	MD282	36
MD130	30	MD290	35
MD132	30	MD292	35
MD134	30	MD294	35
MD136	30	MD300	35
MD137	30	MD302	35
MD138	30	MD310	36
MD140	30	MD311	36
MD142	30	MD312	36
MD144	30	MD314	36
MD146	30	MD320	34
MD147	30	MD322	34
MD148	30	MD324	34
MD150	30	MD326	34
MD152	30	MD330	37
MD154	30	MD340	38
MD160	30	MD341	38
MD162	30	MD342	38
MD170	32	MD343	38
MD172	32	MD344	38
MD180	32	MD350	41
MD181	32	MD354	40
MD182	32	MD356	40
MD184	32	MD358	40
MD186	32	MD360	39
MD188	32	MD362	39
MD190	32	MD366	41
MD192	32	MD370	41
MD194	32	MD372	38
MD196	32	MD374	37
MD204	31	MD400	35
MD206	31	MD500	42
MD208	31	MD502	42
MD210	31	MD504	43
MD212	31	MD506	43
MD214	31	MD508	44
MD215	31	MD503	44
MD216	31		
MD217	31		
MD218	31		
MD219	31		
MD220	33		
MD221	33		
MD222	33		
MD224	33		
MD230	37		
MD232	37		
MD234	37		
MD240	34		
MD242	34		
MD244	34		
MD246	34		

Inch Decimals	Inch Fractions (x)						mm	Millimeters				
	/64	/32	/16	/8	/4	/2		1" + (x)	2" + (x)	3" + (x)	4" + (x)	5" + (x)
								25.400	50.800	76.200	101.600	127.000
0.015625	1/64						0.397	25.797	51.197	76.597	101.997	127.397
0.031250		1/32					0.794	26.194	51.595	76.994	102.394	127.794
0.046875	3/64						1.191	26.591	51.991	77.391	102.791	128.191
0.062500			1/16				1.588	26.988	52.388	77.788	103.188	128.588
0.078125	5/64						1.984	27.384	52.784	78.184	103.584	128.984
0.093750		3/32					2.381	27.781	53.181	78.581	103.981	129.381
0.109375	7/64						2.778	28.178	53.578	78.978	104.378	129.778
0.125000				1/8			3.175	28.575	53.975	79.375	104.775	130.175
0.140625	9/64						3.572	28.972	54.372	79.772	105.172	130.572
0.156250		5/32					3.969	29.369	54.769	80.169	105.569	130.969
0.171875	11/64						4.366	29.766	55.166	80.568	105.966	131.366
0.187500			3/16				4.762	30.162	55.562	80.962	106.362	131.762
0.203125	13/64						5.159	30.559	55.959	81.359	106.759	132.159
0.218750		7/32					5.556	30.956	56.356	81.756	107.156	132.556
0.234375	15/64						5.953	31.353	56.753	82.153	107.553	132.953
0.250000					1/4		6.350	31.750	57.150	82.550	107.950	133.350
0.265625	17/64						6.747	32.147	57.547	82.947	108.347	133.747
0.281250		9/32					7.144	32.544	57.944	83.344	108.744	134.144
0.296875	19/64						7.541	32.941	58.341	83.741	109.141	134.541
0.312500			5/16				7.938	33.338	58.738	84.138	109.538	134.938
0.328125	21/64						8.334	33.734	59.134	84.534	109.934	135.334
0.343750		11/32					8.731	34.131	59.531	84.931	110.331	135.731
0.359375	23/64						9.128	34.528	59.928	85.328	110.728	136.128
0.375000				3/8			9.526	34.925	60.325	85.725	111.125	136.525
0.390625	25/64						9.922	35.322	60.722	86.122	111.522	136.922
0.406250		13/32					10.319	35.719	61.119	86.519	111.919	137.319
0.421875	27/64						10.716	36.116	61.516	86.916	112.316	137.716
0.437500			7/16				11.112	36.512	61.912	87.312	112.712	138.112
0.453125	29/64						11.509	36.909	62.309	87.709	113.109	138.509
0.468750		15/32					11.906	37.306	62.706	88.106	113.506	138.906
0.484375	31/64						12.303	37.703	63.103	88.503	113.903	139.303
0.500000						1/2	12.700	38.100	63.500	88.900	114.300	139.700
0.515625	33/64						13.097	38.497	63.897	89.297	114.697	140.097
0.531250		17/32					13.494	38.894	64.294	89.694	115.094	140.494
0.546875	35/64						13.891	39.291	64.691	90.091	115.491	140.891
0.562500			9/16				14.288	39.688	65.088	90.488	115.888	141.288
0.578125	37/64						14.684	40.084	65.484	90.884	116.284	141.684
0.593750		19/32					15.081	40.481	65.881	91.281	116.681	142.081
0.609375	39/64						15.478	40.878	66.278	91.678	117.078	142.478
0.625000				5/8			15.875	41.275	66.675	92.075	117.475	142.875
0.640625	41/64						16.272	41.672	67.072	92.472	117.872	143.272
0.656250		21/32					16.669	42.069	67.469	92.869	118.269	143.669
0.671875	43/64						17.066	42.466	67.866	93.266	118.666	144.066
0.687500			11/16				17.462	42.862	68.262	93.662	119.062	144.462
0.703125	45/64						17.859	43.259	68.659	94.059	119.459	144.859
0.718750		23/32					18.256	43.656	69.056	94.456	119.856	145.256
0.734375	47/64						18.653	44.053	69.453	94.855	120.253	145.653
0.750000					3/4		19.050	44.450	69.850	95.250	120.650	146.050
0.765625	49/64						19.447	44.847	70.247	95.647	121.047	146.447
0.781250		25/32					19.844	45.244	70.644	96.044	121.444	146.844
0.796875	51/64						20.241	45.641	71.041	96.441	121.841	147.241
0.812500			13/16				20.638	46.038	71.438	96.838	122.238	147.638
0.828125	53/64						21.034	46.434	71.834	97.234	122.634	148.034
0.843750		27/32					21.431	46.831	72.231	97.631	123.031	148.431
0.859375	55/64						21.828	47.228	72.628	98.028	123.428	148.828
0.875000				7/8			22.225	47.625	73.025	98.425	123.825	149.225
0.890625	57/64						22.622	48.022	73.422	98.822	124.222	149.622
0.906250		29/32					23.019	48.419	73.819	99.219	124.619	150.019
0.921875	59/64						23.416	48.816	74.216	99.616	125.016	150.416
0.937500			15/16				23.812	49.212	74.612	100.012	125.412	150.812
0.953125	61/64						24.209	49.609	75.009	101.409	126.809	152.209
0.968750		31/32					24.606	50.000	75.406	100.806	126.206	151.606
0.984375	63/64						25.003	50.403	75.803	101.203	126.603	152.003

THIN KERF SAW BLADES

CONTRACTOR PREFERRED



Finishing



Framing



Thin Kerf

Requires less horsepower and reduces stock loss.



Electrostatic Coating*

Non-stick coating reduces friction which protects against rust and resin build-up, resulting in maximum performance.

*On select blades



Tri-Foil Brazing

Ultra-strength bonding process which consists of silver & copper, allows carbide tips to endure extreme impact for added durability & overall blade life.



Laser Cut

Plate, Bore, Expansion Slots & Stabilizer Vents

Laser cut to ensure rotation accuracy and limit vibration for pin-straight cuts and maximize blade life.



THIN KERF SAW BLADES

Efficiently cut rough framing lumber, composite materials, soft/hardwoods, chipboard & plywood with the faster and cleaner cuts. Long-lasting, thin kerf carbide tips allow you to frame more decks and houses! Contractors love the smooth finish crosscuts that provides a cleaner edge in soft/hardwood, composite materials, chipboard & plywood for fine framing and decking.


ØD	Teeth	Kerf MM	Inch	Plate MM	Inch	Hook Angle	Grind	Bore	Application	5-Star Rated To Cut These Materials	Tool No.
7-1/4	24	1.8	.071	1.2	.047	15°	FT	5/8◆	Framing & Decking	Composite Material, Wood, Chipboard, Plywood	MD7240
7-1/4	40	1.8	.071	1.2	.047	20°	4 ATB+F	5/8◆	Fine Framing & Decking	Composite Material, Wood, Chipboard, Plywood	MD7400
8-8-1/4	24	2.2	.087	1.4	.055	15°	FT	5/8◆	Framing & Decking	Wood, Veneered Plywood	MA8024
8-1/2	60	2.2	.087	1.4	.055	8°	ATB+F	5/8	Sliding Compound Miter	Wood, 2-Sided Melamine	MA8560
8-1/2	60	3.0	.118	2.5	.098	-5°	4 ATB + 1TCG	5/8	Miter	Fine Finish Wood, Plywood, Moldings	MA85060
10	24	2.5	.098	1.8	.071	20°	ATB+F	5/8	Ripping	Wood	MA10024
10	42	2.5	.098	1.8	.071	15°	ATB+F	5/8	General Purpose	Wood, Veneered Plywood	MA10042
10	50	2.5	.098	1.8	.071	15°	4+1	5/8	Combination	Crosscut Wood, Veneered Plywood	MA10050
10	60	2.5	.098	1.8	.071	8°	ATB+F	5/8	Sliding Compound Miter	Veneered Plywood, Wood, 2-Sided Melamine	MA10060
10	80	3.0	.118	2.5	.098	-5°	4 ATB + 1TCG	5/8	Miter & Radial Arm	Fine Finish Wood, Plywood, Moldings	MA10806
10	80	2.5	.098	1.8	.071	-6°	TCG	5/8	Non-Ferrous, Plastic & PVC Alum, Brass, Copper, Non-Ferrous, Plastic		MA10080
12	96	2.5	.098	1.8	.071	-6°	TCG	5/8	Non-Ferrous, Plastic & PVC Alum, Brass, Copper, Non-Ferrous, Plastic		MA12960
12	45	2.8	.110	2.2	.087	15°	ATB+F	1	General Purpose	Wood, Veneered Plywood	MA12045
12	72	2.8	.110	2.2	.087	8°	ATB+F	1	Finishing Compound Miter	Wood, Veneered Plywood, 2-Sided Melamine	MA12072
12	90	3.0	.118	2.5	.098	-5°	4 ATB + 1TCG	1	Miter & Radial Arm	Fine Finish Wood, Plywood, Moldings	MA12090



*Against material defects and workmanship, subject to guidelines.
www.mambatools.com/guarantee

♦ Denotes 5/8" arbor with diamond knockout.

⚡ Electrostatic Non-Stick Coating.




A.G.E.® Series

120 Carolyn Blvd.
Farmingdale, New York 11735 USA

Phone +1 (631) 752-1300
USA Toll-Free +1 (800) 445-0077
Fax +1 (631) 752-1674

Website www.agecuttingtools.com



AGE® is a registered trademark of the  **Amana Tool®** Corporation.

Dealer

Form #AGE-01-17

\$2.00